

Eigenvalues and Condition Numbers of Random Matrices

by

Alan Edelman

M.S. Mathematics, Yale University (1984)

B.S. Mathematics, Yale University (1984)

Submitted to the Department of Mathematics
in partial fulfillment of the requirements for the degree of

Doctor of Philosophy

at the

MASSACHUSETTS INSTITUTE OF TECHNOLOGY

May 1989

© Massachusetts Institute of Technology 1989

Signature of Author _____
Department of Mathematics
May 1989

Certified by _____
Lloyd N. Trefethen
Associate Professor of Applied Mathematics
Thesis Supervisor

Accepted by _____
Daniel J. Kleitman
Chairman, Applied Mathematics Committee

Accepted by _____
Sigurdur Helgason
Chairman, Departmental Graduate Committee

Eigenvalues and Condition Numbers of Random Matrices

by

Alan Edelman

Submitted to the Department of Mathematics
on May 1989, in partial fulfillment of the
requirements for the degree of
Doctor of Philosophy

Abstract

This dissertation investigates the eigenvalues and condition numbers of real and complex random matrices with the goal of solving several open problems in numerical analysis that were raised in various forms by the work of von Neumann, Birkhoff, Smale, Demmel, and others. Roughly, we answer the question: What is the condition number of a random matrix? We also extend our techniques to solve an open problem in multivariate statistics communicated to us by Olkin.

We follow the literature and consider random matrices with elements from standard normal distributions, but we study more than real square matrices; we describe various distributions for rectangular or square, real or complex matrices. The condition number distributions that we derive for large matrices from a normal distribution model more general situations quite well.

The distribution of the condition number of a random matrix describes how many digits of numerical precision are lost due to ill conditioning when solving a random system of linear equations. It also describes how long an iterative method such as the conjugate gradient iteration would take to converge for a random system. In particular we show that a condition number bound used by von Neumann is correct for only 80% of real random matrices. We solve a problem posed by Smale by showing that the geometric mean of condition numbers of real square matrices grows like $4.65n$. (The arithmetic mean is infinite.) This leads to the conclusion that roughly $\log_{10} n + 0.7$ digits may be lost due to ill conditioning on average when solving large linear systems. The situation for random complex matrices is that $\log_{10} n + 0.4$ digits may be lost on average. Another application is that the conjugate gradient iteration is an $O(n^3)$ process on average. We also obtain an exact distribution that was estimated by Demmel.

When a sample is taken from a multivariate distribution, it is of interest to perform tests on the sample covariance matrix. We derive a recursion for the distribution and moments of the smallest eigenvalue of the covariance matrix when the elements are assumed to be independent standard normals, and we tabulate the expected values. In the language of multivariate statistics, we derive a recursion for the distributions and moments of the smallest eigenvalues of Wishart matrices.

Thesis Supervisor: Lloyd N. Trefethen

Title: Associate Professor of Applied Mathematics

Acknowledgments

Most special thanks go to my advisor, Nick Trefethen, for whom a proper thank you would be larger than this thesis. Many good advisors care about their students; Nick takes a personal interest that represents so much more. I am grateful to him for introducing me to numerical linear algebra, for inspiring me all along the way, for generously making available to me the best numerical analysis combination library and computing center in the Boston area, his office, and so much more. Nick made many useful suggestions that went into this thesis for which I will always be grateful, but it is his friendship that I have valued most.

Financial support has been provided by a Hertz Foundation Fellowship and an NSF Presidential Young Investigator award to my advisor. Technologically, this thesis would have been impossible without the software packages MATLAB and Mathematica, which made experiments, computations, and plotting so easy.

I have been most fortunate to have been able to discuss this work with Garrett Birkhoff, who suggested I look into the history of the subject and encouraged me to continue working in the field. I also must thank Bill Morton for his kind hospitality at the Oxford University Computing Laboratory where the early part of this research took place.

I would like to express additional thanks to Charlie Micchelli and IBM Yorktown Heights for introducing me to mathematical research and for encouraging me to pursue my graduate work, and also to Shizuo Kakutani, who was a great source of inspiration during my undergraduate career. I will never forget his saying that “mathematics is like climbing a mountain.”

My MIT experience was made enjoyable by Alar Toomre, who one morning shipped me all one hundred roots of the one hundredth Laguerre polynomial as if I had requested them by mail order, and Gil Strang, who taught me about circulant matrices.

Last, but far from least, I wish to give thanks to my family, who did not force me to go to medical school but obtained another doctor in the family anyway. I would like to thank my mother, grandmother, and sisters for all their support, and my father, who started me early in a mathematical career by teaching me to connect the numbered dots, and who I wish could have seen where this would lead.

Contents

1	Foreword	8
2	History and applications	10
2.1	Numerical analysis	10
2.2	Multivariate statistics	16
2.3	Nuclear physics	18
2.4	The Riemann zeta function	19
2.5	Graph theory	19
2.6	Contributions of this thesis	21
3	Fundamental concepts	30
3.1	Random matrix notation and terminology	30
3.2	Jacobians for matrix factorizations and Haar measure	31
3.3	Joint element densities	34
3.4	Joint eigenvalue densities	36
3.5	Bidiagonalization of a Gaussian matrix	38
4	Smallest eigenvalue distribution for $W(m, n)$	40
4.1	A multivariate integral for the pdf of λ_{\min}	40
4.2	The pdf of λ_{\min} for $W(m, m)$	41
4.3	The pdf of λ_{\min} for $W(m, m + 1)$	43
4.4	The pdf of λ_{\min} for $W(m, n)$ (recursion)	45
4.5	Proof of Theorem 4.3	47

4.6	The pdf of λ_{\min} for $W(m, m + 2)$ and $W(m, m + 3)$	51
4.7	Summary	52
5	Other smallest eigenvalue results	54
5.1	Asymptotic smallest eigenvalue for $W(m, n)$	54
5.2	Asymptotic geometric means of λ_{\min} for $W(m, n)$	59
5.3	Smallest eigenvalue results for $\tilde{W}(m, n)$	62
6	Largest eigenvalue results	64
6.1	Asymptotic largest eigenvalue for $W(m, n)$	64
6.2	Asymptotic geometric means of λ_{\max} for $W(m, n)$	66
6.3	Largest eigenvalue results for $\tilde{W}(m, n)$	68
7	Condition numbers	69
7.1	Limiting condition number distributions, as $n \rightarrow \infty$	69
7.2	Exact expressions for $m = 2$	72
7.3	Demmel's condition number	74
7.4	The tails of the condition number distributions	77
8	Moments of λ_{\min} for $W(m, n)$	80
8.1	Computation of the moments	80
8.2	Expected values when $n - m = 0, 1,$ and 3	82
9	Random matrices and orthogonal polynomials	84
9.1	The random matrix associated with a weight function	84
9.2	Characteristic polynomial	86
9.3	The mode	88
A	Mathematica programs	90
B	Table of expected values	93
C	Other uses of the programs	98

List of Figures

2.1	The limiting density of κ/n ($n \times n$ real matrices)	25
2.2	The limiting density of κ/n ($n \times n$ complex matrices)	26
2.3	The limiting density of $\log(\kappa/n)$ ($n \times n$ real matrices)	27
2.4	The limiting density of $\log(\kappa/n)$ ($n \times n$ complex matrices)	28
2.5	Experimental κ for 50,000 matrices, $n = 75$	29
4.1	The density of λ_{\min} for $W(3, n)$, $n = 3, 4, 5, \dots, 28$	53
5.1	The density of $m\lambda_{\min}$ for $W(m, m)$, $m = 1, 2, \infty$	56
5.2	The density of $\sqrt{m\lambda_{\min}}$ for $W(m, m)$, $m = 1, 2, \infty$	57
5.3	The density of $\lambda_{\min}/2m$ for $W(m, 2m)$, $m = 3, 9, 15, 21, 27$	58
6.1	The empirical cdf of λ_{\max}/m for $W(m, m)$, $m = 100$	65

Notation

m	number of rows in a matrix
n	number of columns in a matrix ($m \leq n$ always)
A^T	transpose of A
A^H	Hermitian transpose of A
λ_{\min}	smallest eigenvalue of a matrix
λ_{\max}	largest eigenvalue of a matrix
κ	condition number of a matrix
i	$\sqrt{-1}$ (or an index)
iid	independent and identically distributed
cdf	cumulative density function (distribution function)
pdf	probability density function
$N(\mu, \sigma^2)$	normal distribution with mean μ and variance σ^2
$\tilde{N}(\mu, \sigma^2)$	$x + yi$, where x and y are iid $N(\mu, \sigma^2)$
$G(m, n)$	$m \times n$ matrix, where the mn elements are iid $N(0, 1)$
$\tilde{G}(m, n)$	$m \times n$ matrix, where the mn elements are iid $\tilde{N}(0, 1)$
$W(m, n)$	$m \times m$ matrix AA^T , where A is $G(m, n)$
$\tilde{W}(m, n)$	$m \times m$ matrix AA^H , where A is $\tilde{G}(m, n)$
GOE	Gaussian orthogonal ensemble: $(A + A^T)/2$, where A is $G(m, n)$
GUE	Gaussian unitary ensemble: $(A + A^H)/\sqrt{8}$, where A is $\tilde{G}(m, n)$
$\text{tr}(A)$	$\text{trace}(A)$
$\text{etr}(A)$	$\exp(\text{tr}(A))$
$\Gamma_m(a)$	multivariate gamma function (p. 32)
$\tilde{\Gamma}_m(a)$	complex multivariate gamma function (p. 33)
Δ	$\prod_{1 \leq i < j \leq m-1} x_i - x_j $ (p. 41)
$d\mu(x)$	$xe^{-x/2}dx$ (p. 41)
$d\Omega$	$d\mu(x_1) \dots d\mu(x_{n-1})$ (p. 41)
$I_{i,j}^\alpha$	$\int_{R_+^{m-1}} f(\lambda) \Delta d\Omega$ (p. 47)

He talks at random; sure the man is mad.
— SHAKESPEARE, *I Henry VI V.iii.*

Chapter 1

Foreword

For three centuries, mathematicians searched for an exact formula for the roots of a general polynomial. Their efforts would necessarily be in vain, as was shown in the early nineteenth century when Ruffini (1813) and Abel (1827) independently demonstrated the unsolvability of quintics in terms of radicals. Recast in the language of linear algebra, we immediately conclude the lack of a simple expression for the eigenvalues of a general matrix, as they are the roots of an arbitrary polynomial.

What if we redefine the problem, replacing “general” with “random”? We are no longer interested in the eigenvalues of any one matrix; the distributions and expectations are what matter now. Can we escape the clutches of the theorem of Abel and Ruffini and obtain closed form solutions? Surprisingly, many times we can.

There are many applications of random eigenvalues. Our point of departure, however, was the desire to understand the ratio of the largest to smallest eigenvalue of AA^T for a matrix A . This is the square of the *condition number* of A which is often used to measure how many digits we might lose upon numerically solving linear systems of equations, or perhaps more importantly, how quickly an iterative method, such as the conjugate gradient iteration, will converge.

How does the condition number behave on average? This question has been asked in various forms by von Neumann et al. [49], Birkhoff and Gulati [9], Smale [42], Demmel [15], and many

others. To capture a notion of “average,” these authors chose a probability distribution for their random matrices. Answers usually have taken the form of an approximate bound on the condition number distribution or expectation. In this thesis, we settle many of the issues by obtaining exact formulas.

The next chapter outlines the history and applications of random eigenvalues in a variety of fields. At the conclusion of this survey (Section 2.6), we summarize the contributions of this thesis.

Chapter 2

History and applications

2.1 Numerical analysis

The limitations on solving large systems of equations are computer memory and speed. The speed of computation, however, is not only measured by clocking hardware; it also depends on numerical stability, and for iterative methods, on convergence rates. If we had a machine that performed Gaussian elimination on a random n by n matrix for $n = 1,000,000$ in 16-digit precision with a computation time of one year, after that year, would we have any correct digits at all? Would doubling the precision and a wait of two years suffice? What about iterative methods? How long do we need to wait to obtain convergence?

Such questions are not new. In 1946, von Neumann and his associates saw $n = 100$ on the horizon, and hoped to understand the numerical stability question mathematically. Today, perhaps the equivalent number is $n = 50,000$, but our understanding, though far better, is still imperfect.

We review here the work of von Neumann and his colleagues Bargmann, Goldstine, and Montgomery [49], for three reasons: to set the stage for random condition numbers, to illustrate historical lessons, and to fill a gap suggested by Wilkinson[57]:

...although their paper deservedly received widespread recognition very few have been able to give a concise sketch of the basis of their analysis.

Given the difficulty of extracting the various ideas from their work,¹ we will recast their ideas in modern notation, supplying equation and page references from [49] for the reader wishing to go back to the original source.

Goldstine and von Neumann’s analysis [49c, 49d] has three components: the choice of algorithm, the rounding errors, and the implications. For their algorithm, they made the unfortunate choice of solving $Ax = b$ by forming $A^T A$ and solving the positive definite system $A^T A x = A^T b$ (the “normal equations”). This would be achieved by inverting $A^T A$ and then forming $M = (A^T A)^{-1} A^T$ numerically. We know now that this algorithm unnecessarily squares the condition number κ , and thus is unstable. In fact, Goldstine and von Neumann recognized the importance of the condition number² (though they did not use this term), yet failed to observe that squaring it was unnecessary.³

Through a meticulous account of the numerical errors in Gaussian elimination, Goldstine and von Neumann bounded the matrix residual computed in fixed point arithmetic by⁴

$$\|AM - I\|_2 \leq 20\kappa^2 n^2 \beta^{-s}, \quad (2.1)$$

where β is the base and s is the number of digits. The factor n^2 arose from a worst case analysis of the accumulation of errors. In their later paper, they reduced the factor $20n^2$ to $200n$ by assuming that the errors accumulate statistically ([49d], Equation (9.19)). Thus, they obtained the estimate

$$\|AM - I\|_2 \lesssim 200\kappa^2 n \beta^{-s}. \quad (2.2)$$

In our summary so far, we have deliberately not introduced any random matrices; the only randomness in (2.2) is not in the matrix A , but in the assumption of statistical distributions of errors.

¹Wilkinson referred to the paper’s “indigestibility.”

²“... the actual estimate of loss of precision ... depends not on n only, but also on the ratio l of the upper and lower absolute bounds of the matrix. ... It appears to be the ‘figure of merit’ expressing the difficulties caused by ... solving simultaneous equation systems ...” ([49a], p. 14).

³To their credit, Goldstine and von Neumann did remark, however, that their reasons for forming $A^T A$ “may not be absolutely and permanently valid” ([49c], p. 514). They were merely attempting to work with a model with which they could carry out the analysis. With this model, they avoided the issue of pivoting.

⁴This is a rough average of Equations (7.5’) and (7.5’_I) ([49c], p. 551). See the comment after Equation (7.16) for the justification for taking an average.

How is κ estimated in (2.2)? This is where von Neumann and his colleagues introduced the assumption of random matrices distributed with elements from independent normals. Various “rules of thumb”⁵ are given for κ when the matrices are so distributed: n ([49a], p.14), $\sqrt{10}n$ ([49b], p.477), and $10n$ ([49c], p.555). We will show in Section 7.1 that the probabilities that κ is less than n , $\sqrt{10}n$, and $10n$ converge to (approximately) 0.02, 0.44, and 0.80 respectively. Thus the estimates have the right order of magnitude, but even the final estimate of $10n$ will fail for 20% of random matrices.

To “reduce the probabilistic uncertainties to reasonably safe levels,” in their published papers [49c, 49d], Goldstine and von Neumann made the assumptions that

$$\begin{aligned}\lambda_{\max} &\leq 100n, \\ \lambda_{\min} &\geq 1/100n, \\ \kappa &\leq 10n,\end{aligned}\tag{2.3}$$

where λ_{\max} and λ_{\min} are the extreme eigenvalues of $A^T A$. ([49c], Equations (7.14'_f.a, b, and c), written in terms of the eigenvalues rather than the singular values.) The result for λ_{\max} is rigorously proved to hold with probability greater than 0.99 ([49d], Equation (8.8)), but for the estimate of λ_{\min} (which we will show fails for 20% of random matrices), they refer to a work of V. Bargmann (“Statistical distribution of proper values”) which can not be located.⁶

Substituting (2.3) into (2.2), and taking ten digit precision, we obtain that the right hand side of (2.2) is less than unity if $n < 79$. Actually, Goldstine and von Neumann made a further approximation ([49d], Equation (9.18'')) and obtained as one of their “bottom lines” the value $n < 86$ ([49d], Equation (9.19.b)).

The principal direct methods today for solving linear equations are Gaussian elimination with partial pivoting and the QR factorization. Thanks to the work of Wilkinson, we no longer use (2.2) to estimate the errors, but rather we bound the relative error of the computed solution \bar{x} by

$$\frac{\|x - \bar{x}\|_2}{\|x\|_2} \leq \kappa f(n) \epsilon.\tag{2.4}$$

⁵Sometimes these estimates are referred to as an expectation and sometimes as a bound that holds with high, though unspecified, probability.

⁶In telephone communications during April of 1989, Bargmann and Goldstine informed me that there probably is no such document.

Here ϵ is floating-point machine epsilon, κ is the condition number, and $f(n)$ includes the possibly combined effects of a polynomial and, for Gaussian elimination, the *growth factor*. Both factors are often dismissed as pessimistic and ignorable in practice.

In 1979, Birkhoff and Gulati [9] resurrected Goldstine and von Neumann’s model, but incorporated Wilkinson’s bound. They observed the orthogonal invariance of random matrices with independent normally distributed elements and performed several numerical experiments with random number generators and EISPACK. They further suggested that random matrices with normal elements are not ill-conditioned enough for testing Gaussian elimination and proposed a method that would be.

Once again drawing from Goldstine and von Neumann’s model, Smale, in a 1984 seminar, asked for

$$L_n = E(\log \kappa),$$

the expected logarithm of the condition number of n by n matrices with normally distributed elements. This question is posed in [42] alongside other random algorithm questions (such as arise in linear programming) where the average tends to be far less costly than the worst case.

To understand the significance of $\log \kappa$, remember that the condition number can also be defined as the smallest number κ (depending on A only) such that for all x and δx , if $Ax = b$ and $A(x + \delta x) = b + \delta b$, then

$$\frac{\|\delta x\|_2}{\|x\|_2} \leq \kappa \frac{\|\delta b\|_2}{\|b\|_2}. \tag{2.5}$$

As a consequence,

$$(\log \|\delta x\|_2 - \log \|x\|_2) - (\log \|\delta b\|_2 - \log \|b\|_2) \leq \log \kappa.$$

When taking the logarithm to the base 10, the equation above has the interpretation that the number of correct digits in x can differ from the number of correct digits in b by at most $\log \kappa$. Smale thus calls $\log \kappa$ the *loss of precision*. For another interpretation of $\log \kappa$, consider (2.4) with $f(n) \approx 1$. The logarithm of the condition number then bounds the exponent in the relative error, giving a kind of “Richter scale” where a relative error of size ϵ gives a loss of precision of 0, and every tenfold increase in the relative error increments this measure by 1.

In response to Smale's question, bounds for L_n were obtained by Kostlan [29] and Ocanu (see [42]), who found that the exponential of the expected logarithm to the base e (i.e., the geometric mean) satisfies the following inequalities:

$$n^{2/3+o(1)} \leq \exp(L_n) \leq en^{5/2}. \quad (2.6)$$

In Section 7.1, we will replace their bounds with $\exp(L_n) = 4.65n + o(n)$.

The gap between $2/3$ and $5/2$ in the exponents above represents a world of difference in terms of comparing the average behavior of the conjugate gradient iteration with that of Gaussian elimination. To see this, assume the condition number of a random matrix A is order n^α , and we apply conjugate gradient towards the linear system $A^T Ax = A^T b$. The number of operations per iteration is given by the two matrix vector multiplications, hence it is order n^2 , while the number of iterations is order of the condition number of A which is order n^α . Thus the total number of operations is order $n^{2+\alpha}$. If α were $2/3$, then we would know that conjugate gradient is better than Gaussian elimination for random matrices; the reverse would hold if α were $5/2$. Our conclusion that $\alpha = 1$ shows that both are n^3 operations, and the choice of method is more subtle; it depends on the various constants involved.

Though most often one hears about the condition number in the context of the sensitivity of solving linear systems, in fact every problem (as explained further in numerical analysis texts such as [25]) has a condition number that expresses the magnification of the relative output error given the relative input error. Problems are *ill-posed* when the condition number is infinite; they are *ill-conditioned* when the condition number is large. Demmel [15] explains that the ill-posed problems in a given class often form an *algebraic variety*, while the ill-conditioned problems form a *tubular neighborhood*. Though Demmel's model is very general, we will explain it for the case of real and complex n by n matrices, which can be identified with the Euclidean spaces \mathbf{R}^{n^2} and \mathbf{R}^{2n^2} . The ill-posed matrices lie on a submanifold defined by $\det(A) = 0$. Since $\det(A)$ is a polynomial, algebraic geometers refer to this manifold as an algebraic variety. A is ill-conditioned when it is, in a sense that can be made precise, close to this manifold. It naturally follows that ill-conditioned matrices lie in a tubular neighborhood around the manifold, i.e., the set of points within a certain distance of the manifold. Demmel found it convenient to define

the condition number $\kappa_D = \|A\|_F \|A^{-1}\|_2$.

With his model, Demmel concluded that for complex matrices with normally distributed elements

$$\frac{(1 - x^{-1})^{2n^2-2}}{2n^4 x^2} \leq \text{Prob}(\kappa_D \geq x) \leq \frac{e^2 n^5 (1 + n^2/x)^{2n^2-2}}{x^2}. \quad (2.7)$$

He also computed the large x behavior for a fixed n :

$$\text{Prob}(\kappa_D \geq x) = \frac{n(n^2 - 1)}{x^2} + o\left(\frac{1}{x^2}\right). \quad (2.8)$$

The bounds given in (2.7) are not very tight. For example, for $x \approx n$ and n large we get a lower bound growing like e^{-2n} and an upper bound growing like e^{2n} . In Section 7.3, we will derive the exact result

$$P(\kappa_D \geq x) = 1 - (1 - n/x^2)^{n^2-1},$$

from which we can readily derive Demmel's asymptotic result (2.8) as a corollary.

When solving linear systems by Gaussian elimination with partial (or complete) pivoting, the term $f(n)$ in (2.4) is always factored as $g(n)p(n)$ where $g(n)$ is the *growth factor* and $p(n)$ is a polynomial. The worst case bound for $g(n)$ is 2^{n-1} for partial pivoting and is conjectured to be n for complete pivoting, but what about the average $g(n)$? For partial pivoting, the growth factors that appear in practice are much smaller than 2^{n-1} , but the this phenomenon represents an important gap in our understanding of partial pivoting. Recently, Trefethen and Schreiber [47] have studied this question and have given evidence that the growth factor is another example of a quantity whose average is far better than its worst case. Through careful experiments and the beginnings of a theory, they found that the average growth factors behave approximately like $n^{2/3}$ for partial pivoting and $n^{1/2}$ for complete pivoting.

2.2 Multivariate statistics

As important a role as the eigenvalues of $A^T A$ have in numerical analysis, they play an even more crucial role in multivariate statistics. Classical multivariate analysis considers random vectors $v \in \mathbf{R}^m$ such that for all (non-random) $w \in \mathbf{R}^m$, $w^T v$ is a univariate normal. This is the m -variate normal distribution⁷ with mean and covariance

$$\mu = E(v), \quad \Sigma = E((v - \mu)(v - \mu)^T).$$

Typically, n samples from this distribution are collected as columns in an m by n matrix A . It is then natural to form the random matrix $W = AA^T$ which is so important that it has its own name, a *Wishart matrix*,⁸ named for J. Wishart, who first computed the joint density of its elements in 1928 [59].

When $\mu = 0$, W is said to have the *central Wishart distribution*, sometimes denoted $W_m(n, \Sigma)$. If v_1, \dots, v_n are samples from a multivariate normal distribution, then the *sample covariance matrix* W is defined as $\frac{1}{n-1} \sum_{i=1}^n (v_i - \bar{v})(v_i - \bar{v})^T$, where $\bar{v} = \frac{1}{n} \sum_{i=1}^n v_i$. Clearly sample covariance matrices have the central Wishart distribution.

Eigenvalues of Wishart matrices were first studied as far back as 1939, when Fisher, Hsu, and Roy independently computed their joint distribution for $\Sigma = I$.⁹ Since then, a large body of literature has emerged on the eigenvalues of Wishart matrices. The best introductions to the subject are [2], [36], [58]; we particularly recommend [36].

Following von Neumann's lead, we will be mostly concerned with matrices A of elements that are independent standard normals. Equivalently, we are interested in the case in which the covariance matrix is the identity. We say W is $W(m, n)$ if $W = AA^T$, where A is an m by n matrix of independent standard normals.

Just as eigenvalues of a fixed matrix give much information about its underlying structure, eigenvalues of sample covariance matrices give information about the underlying distribution.

⁷In Galton's classic example, measurements are taken of the heights of fathers and sons. Each height is normally distributed, but there are correlations between the height of a father and that of his son.

⁸Though numerical analysts generally work with $A^T A$, we find it convenient here, and throughout the thesis, to consider AA^T .

⁹We derive this joint density in Section 3.4. Goldstine and von Neumann used this joint distribution to estimate λ_{\max} . See Equation (8.2) in [49].

One well-studied area is *principal components analysis*. In principal components analysis, one rewrites the samples v_n in the basis of the eigenvectors of Σ . The components of the vector so formed are known as the principal components and their variances are the eigenvalues of Σ . Another important application of the condition number of a random matrix is the *sphericity test*, which evaluates the hypothesis that $\Sigma = \lambda I$, i.e., all the eigenvalues of Σ are equal. See [36] for yet further applications.

In Chapter 4, we derive new results concerning the exact distribution of the smallest eigenvalue of a Wishart matrix from $W(m, n)$. These distributions can be used for tests of the null hypothesis that the covariance matrix is I . In combination with results on the largest eigenvalue, this can also be used for a sphericity test as can the distribution of Demmel's condition number described in Section 2.1.

Since we are focusing on the special case $\Sigma = I$, we are regrettably ignoring the beautiful theory of zonal polynomials, which are symmetric multivariate polynomials of the eigenvalues of a symmetric matrix. Their natural definition arises from group representation theory [27]. Hypergeometric functions of a matrix argument are then defined in terms of these zonal polynomials. The crowning achievement of this theory is that, with these functions, the distributions of the eigenvalues of Wishart matrices with arbitrary covariance Σ take a particularly simple form. Unfortunately, despite this mathematical elegance, the zonal polynomials are notoriously difficult to compute.

2.3 Nuclear physics

The quantum theory predicts that the discrete energy levels of an atomic nucleus correspond to the eigenvalues of a Schrödinger operator. Unfortunately, for heavy atoms, the operator is too complex, so physicists have theorized that the Schrödinger operator could be replaced by a random Hermitian matrix. Its eigenvalues would then, it was hoped, correspond to the observed energy levels.

Though many probability distributions have been proposed, the most famous are the *Gaussian ensembles* proposed by Wigner¹⁰ [54]. We will only mention the Gaussian orthogonal ensemble (GOE) and the Gaussian unitary ensemble (GUE). The Gaussian orthogonal ensemble can be defined as $(A + A^T)/2$, where the elements of A are independent standard normals. It has the property of being invariant under orthogonal transformations. The GUE is a complex version that is invariant under unitary transformations.

Wigner derived the joint eigenvalue distribution for these matrices in 1962 [54]. We will give a cleaner derivation from the multivariate statistics literature in Section 3.3. He is also responsible for the famous “semi-circle” law, which states that the histogram for the eigenvalues of a large random matrix is roughly a semi-circle. To be more precise, let A be a random matrix with independent standard normal elements. Let $M(x)$ denote the proportion of eigenvalues of $(A + A^T)/(2\sqrt{n})$ that are less than x . The semi-circle law states that as $n \rightarrow \infty$, $\frac{d}{dx}M(x)$ converges to $\frac{2}{\pi}(1 - x^2)^{1/2}$ on $[-1, 1]$, 0 elsewhere. In fact, Wigner proved this statement for random matrices that are more general than the GOE. Properly normalized, the conclusion applies to random symmetric matrices with independent elements taken from any distribution with finite moments, mean 0, and variance matching those of the GOE or GUE. Since Wigner, further progress has been made concerning the semi-circle law, including simpler proofs and strengthening of the convergence.¹¹ (One nice example is [19].)

To match experiments with theory and conversely, to make predictions from the theory, physicists have needed more information about the eigenvalues of the GOE and GUE. Specifically, they have been interested in the random variable giving the spacings between consecutive eigenvalues. When the eigenvalues are properly normalized, this random variable has the same

¹⁰Wigner and von Neumann were schoolmates in Budapest and colleagues at Princeton.

¹¹There has even been an argument based on principles of statistical mechanics [35].

distribution no matter where the eigenvalue lies in the spectrum. More generally, there are physical reasons to study the k th eigenvalue larger than a given eigenvalue, known as the *k th nearest spacing*. Another important quantity is the *pair correlation function*, which gives the average number of eigenvalues in a fixed interval. The distributions of these random variables have been computed for the GOE and GUE in the limit $n \rightarrow \infty$. For further details, we refer the reader to [13], [35], and [39].¹²

2.4 The Riemann zeta function

Quite remarkably, there appears to be an intimate connection between the eigenvalues of a random matrix and the zeros of the Riemann zeta function. It has been conjectured that $\zeta(\frac{1}{2} + \lambda i)$ has real roots λ because somehow the roots correspond to the eigenvalues of a Hermitian operator. Odlyzko [37] has tested this conjecture through an enormous computational effort; he computed 70 million zeros near zero number 10^{20} and several other large sets of zeros as well. He found that the eigenvalues of matrices from the GUE (which we will define in Section 3.1) modeled the zeros amazingly well. By plotting the theoretical correlation functions and the k th nearest spacing functions (briefly mentioned in the previous section) for the GUE against histograms of observed data from the zeros of zeta, he observed the plots were nearly identical.

2.5 Graph theory

Researchers in graph theory are finding interesting new problems by asking whether a random graph has a certain property. Sometimes, these problems can be transformed into a random matrix problem where the eigenvalues play an important role.

A graph can be described by its incidence matrix, A_{ij} , which is 1 if vertices i and j are connected by an edge, otherwise 0. More generally, we can allow arbitrary positive integers for multiple edges and negative integers for directed graphs. If instead of a fixed graph, we take random graphs, we then have a distribution of random matrices.

¹²Some of this literature is very difficult to penetrate for the non-physicist. We hope this summary and the information in Chapter 3 will make it easier.

Wigner's original proof of his semi-circle law has an interesting interpretation in the graph theory context. Wigner's proof was based on calculating $\text{tr}(A^k)$ for random matrices A and observing that these traces, when normalized, converge. These limits give the k th moment of the eigenvalue distribution since $E(\lambda^k) = \text{tr}(A^k)/n$. If A is an incidence matrix of a graph, $\text{tr}(A^k)$ counts the number of paths in the graph that return to the starting point. The k th moment of the eigenvalue then is related to the probability that a random walk of length k will return to its starting point. Computation of the "semi-circle" (the functions actually are no longer semi-circles) for regular graphs was done in [33]. For an estimate of the second eigenvalue of a random regular graph, see [18]. Another interesting application can be found in [12], where the eigenvalues of a random graph are related to the important problem of graph bisection. See [11] for a survey of random graph theory.

2.6 Contributions of this thesis

This thesis settles many of the random eigenvalue and condition number questions described in this chapter by deriving the exact distributions and expectations in some cases and limiting formulas in other cases.

As an addition to the table of contents, we now itemize the results that we consider most important and where they can be found. We remark that starting with Chapter 4, all statements labeled as theorems represent, we believe, new results, while important results from the literature are labeled as propositions.

- Condition number distribution of large square real matrices with elements from a standard normal distribution: Theorem 7.1, p. 69. Figure 2.1, p. 25 plots the limiting distribution of κ/n as $n \rightarrow \infty$. The average logarithm of the distribution is also given in Theorem 7.1, and Figure 2.3 on p. 27 plots the distribution of $\log \kappa/n$.
- Condition number distribution of large square complex matrices with elements from a complex standard normal distribution: Theorem 7.2, p. 70. Figure 2.2, p. 26 plots the limiting distribution of κ/n as $n \rightarrow \infty$. The average logarithm of the distribution is also given in Theorem 7.2, and Figure 2.4 on p. 28 plots the distribution of $\log \kappa/n$.
- Condition number (degenerate) distribution of large real or complex rectangular matrices with elements from a real or complex standard normal distribution: Theorem 7.3, p. 71. The average logarithm of the distribution is also given in Theorem 7.3.
- Condition number distribution for Demmel's problem of complex matrices uniformly distributed on the sphere: Theorem 7.7, p. 76.
- Smallest eigenvalue distribution of the matrix AA^T , where A is a square matrix with elements from a real standard normal distribution: Theorem 4.1, p. 41.
- Smallest eigenvalue distribution of the matrix AA^T , where A is any m by n matrix with elements from a real standard normal distribution: Theorem 4.3, p. 45.
- Form of the moments of the smallest eigenvalue distribution of the matrix AA^T , where A is an m by n matrix (m and n not both even) with elements from a real standard normal

distribution: Theorem 8.1, p. 81.

- Expected smallest eigenvalues of the matrix AA^T , where A is an m by n matrix ($m \leq 25$, $0 \leq n - m \leq 25$) with elements from a real standard normal distribution: Appendix B, p. 93.
- Average characteristic polynomials of various random matrices: Section 9.2, p. 86.

There are also other results about eigenvalues and condition number distributions not mentioned here.

We like to think that each of our descriptions of the eigenvalues of random matrices is a kind of solution to the question that we raised in the first two paragraphs of the Foreword. We believe, however, that our result on the average smallest eigenvalue of a Wishart matrix comes closest in spirit to the classical task of seeking constructible (with straight edge and compass) solutions to problems.

Here are two examples of our results. Let A be an m by n matrix with independent elements from the standard normal distribution. Let $W = AA^T$. If $m = n = 25$, the expected value of the smallest eigenvalue of W is

$$30285573653/1077824526597.$$

On the other hand, if $m = n = 27$, the expected value is $(p - q\sqrt{3})/r$, with

$$p = 931617797994681132254$$

$$q = 461090719632381299712$$

$$r = 5118884604638003146675.$$

These are exact answers in what might be called simplest form. We show in Theorem 8.1 that so long as m and n are not both even, the expected value is always either in the rationals or the quadratic extension of the rationals formed by adjoining \sqrt{m} . Thus, they are roots of quadratics. Unfortunately, when m and n are both even, an arcsine of one of the parameters appears, and the expectation in this case is probably a transcendental number.

Table 2.1: Properties of the distributions of κ/n

	Real	Complex
mode	1.71	1.63
median	3.67	2.40
geom. mean	4.65	2.67
arith. mean	∞	3.54
$P(\kappa/n) < 1$	0.02	0.02
$P(\kappa/n) < 10$	0.80	0.96
$P(\kappa/n) < 100$	0.98	0.9996

Our principal goal, however, was to settle the questions about condition numbers that were raised by von Neumann, Birkhoff, Smale, and Demmel. (See Section 2.1.) To this end, we derive the formula that

$$\lim_{n \rightarrow \infty} P(\kappa/n < x) = e^{-2/x-2/x^2}, \quad (2.9)$$

where the matrices have elements from a standard normal distribution. Figure 2.1 plots the density $\frac{d}{dx}e^{-2/x-2/x^2}$ with much useful information. The portion of the curve shown encloses an area of 86%, while the boundaries of the alternating shaded and unshaded regions mark off the deciles. A close inspection shows that the median is slightly less than 3.7. The solid dots in Figure 2.5.a show observed data from 25,000 random matrices with $n = 75$. We see that they agree very well, and predictions about the condition number distribution for large n can be based on the plots.

Figure 2.2 plots the density and deciles for complex matrices with the same scale as the previous plot. This curve, however, encloses an area of 98%. Comparing the two curves, one notices the slower convergence of the tail of the real distribution. In fact, the real density converges to zero so slowly that it has an infinite mean, while the complex density has a finite mean.

Table 2.1 above lists some interesting properties of distributions of κ/n for real and complex matrices.

The geometric mean result given in the table solves Smale's problem, while the $P(\kappa/n) < 10$ result for real matrices shows that von Neumann's estimate allows for 20% of random matrices to have larger condition numbers. We should mention that the geometric mean result can be computed from (2.9), but the result does not rigorously follow from this computation; more care needs to be taken because of the logarithm. In fact, we can extend Smale's problem by asking for the distribution of $\log \kappa/n$. We plot the limiting distributions and deciles as $n \rightarrow \infty$ for $\log \kappa/n$ for real matrices in Figure 2.3 and for complex matrices in Figure 2.4.

We further remark that many of the results in this thesis provide models for similar questions for other distributions. For example, Figure 2.5.b plots the same density as Figure 2.5.a, but the histogram is based on the condition numbers of 25,000 75 by 75 matrices from the uniform distribution $[-1, 1]$. Similarly, Figure 2.5.c is based on the condition numbers of 25,000 75 by 75 matrices from the discrete distribution $\{-1, 1\}$. Figure 2.5.d is based on the condition numbers of 25,000 75 by 75 matrices from the uniform distribution $[0, 1]$ which has non-zero mean. Notice that we no longer use the histogram of κ/n , but rather, $\frac{2}{\sqrt{3}}\kappa/n^{3/2}$. Thus these matrices are less well conditioned. See Section 7.1 for more about these matters.

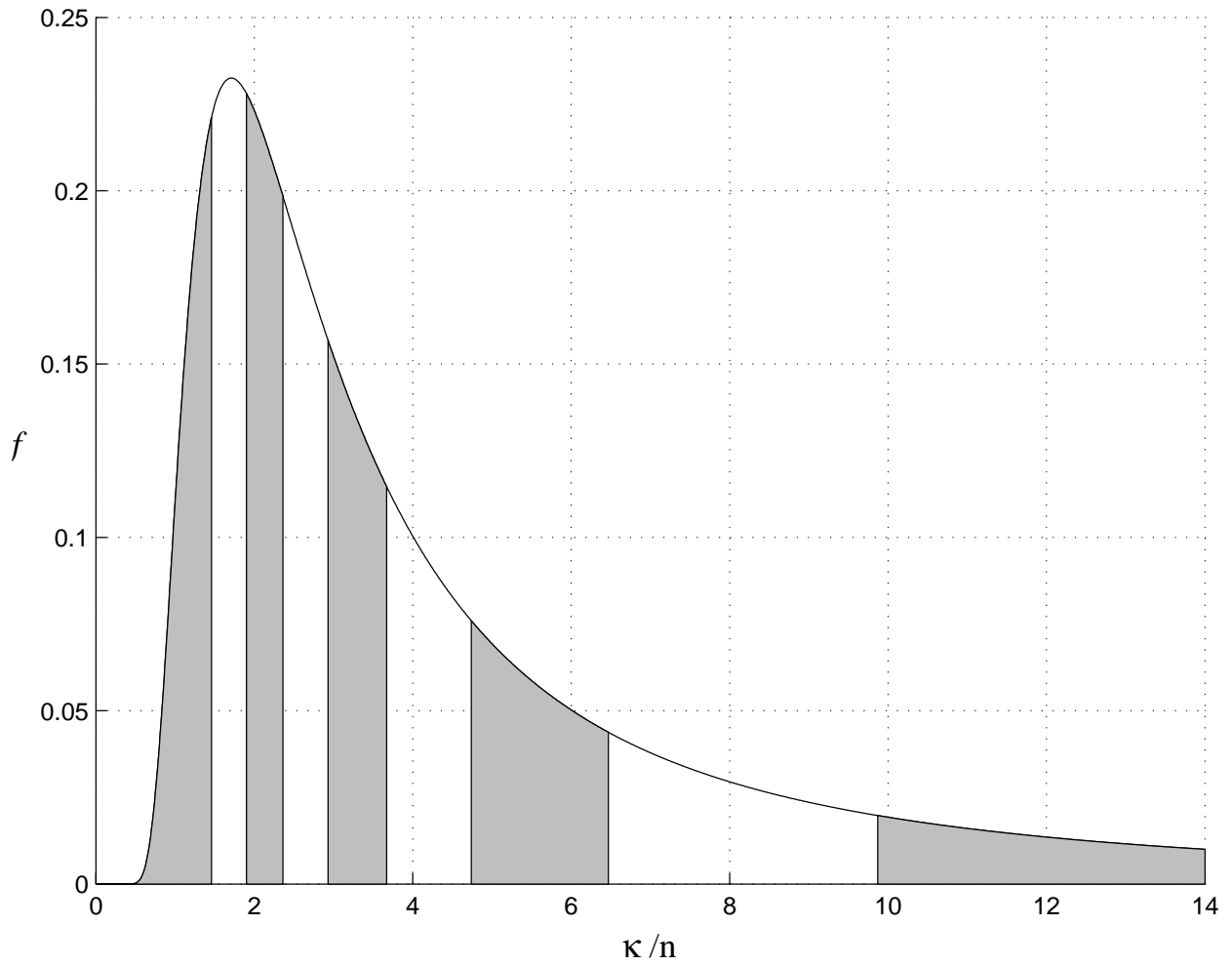


Figure 2.1: The limiting density of κ/n ($n \times n$ real matrices)

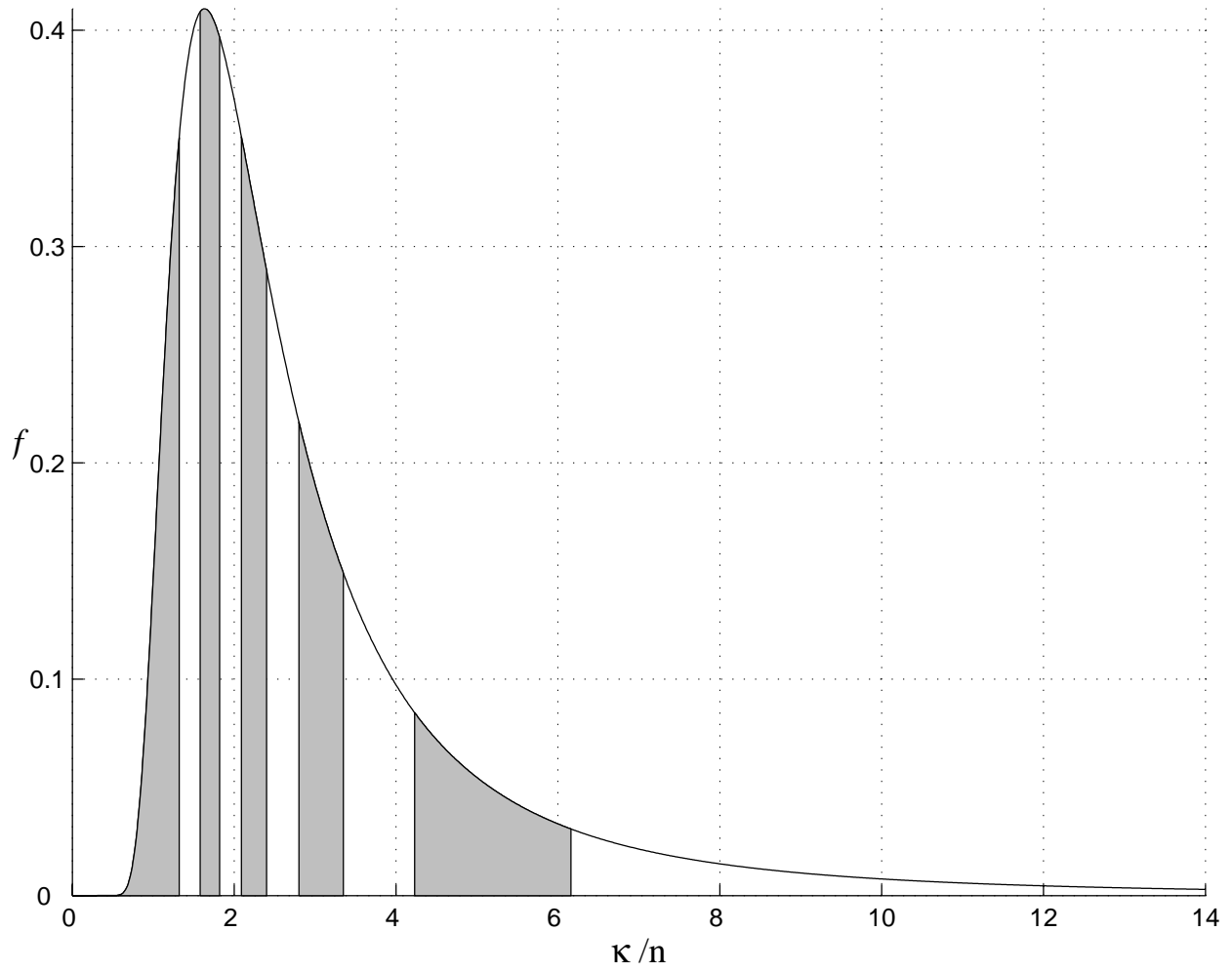


Figure 2.2: The limiting density of κ/n ($n \times n$ complex matrices)

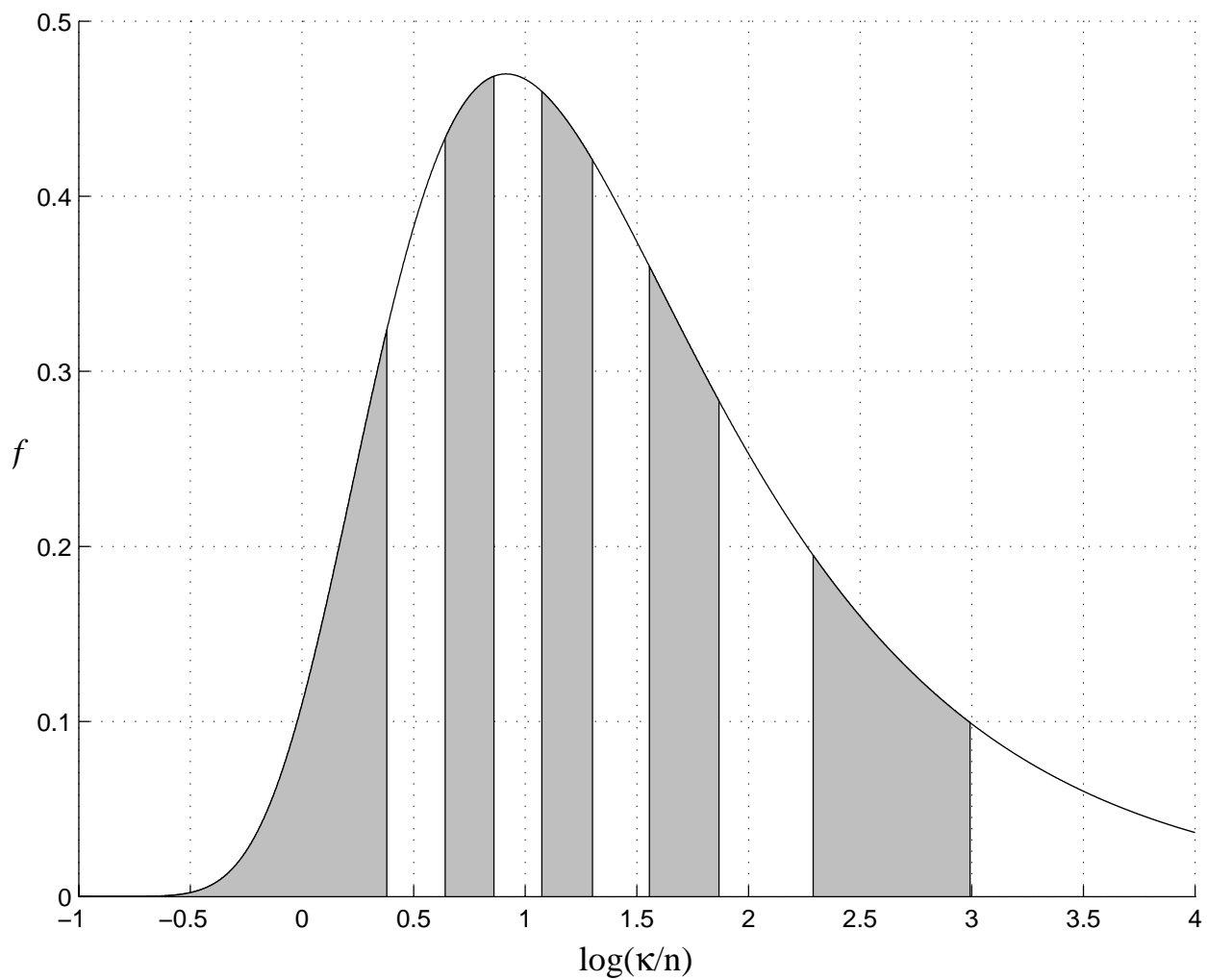


Figure 2.3: The limiting density of $\log(\kappa/n)$ ($n \times n$ real matrices)

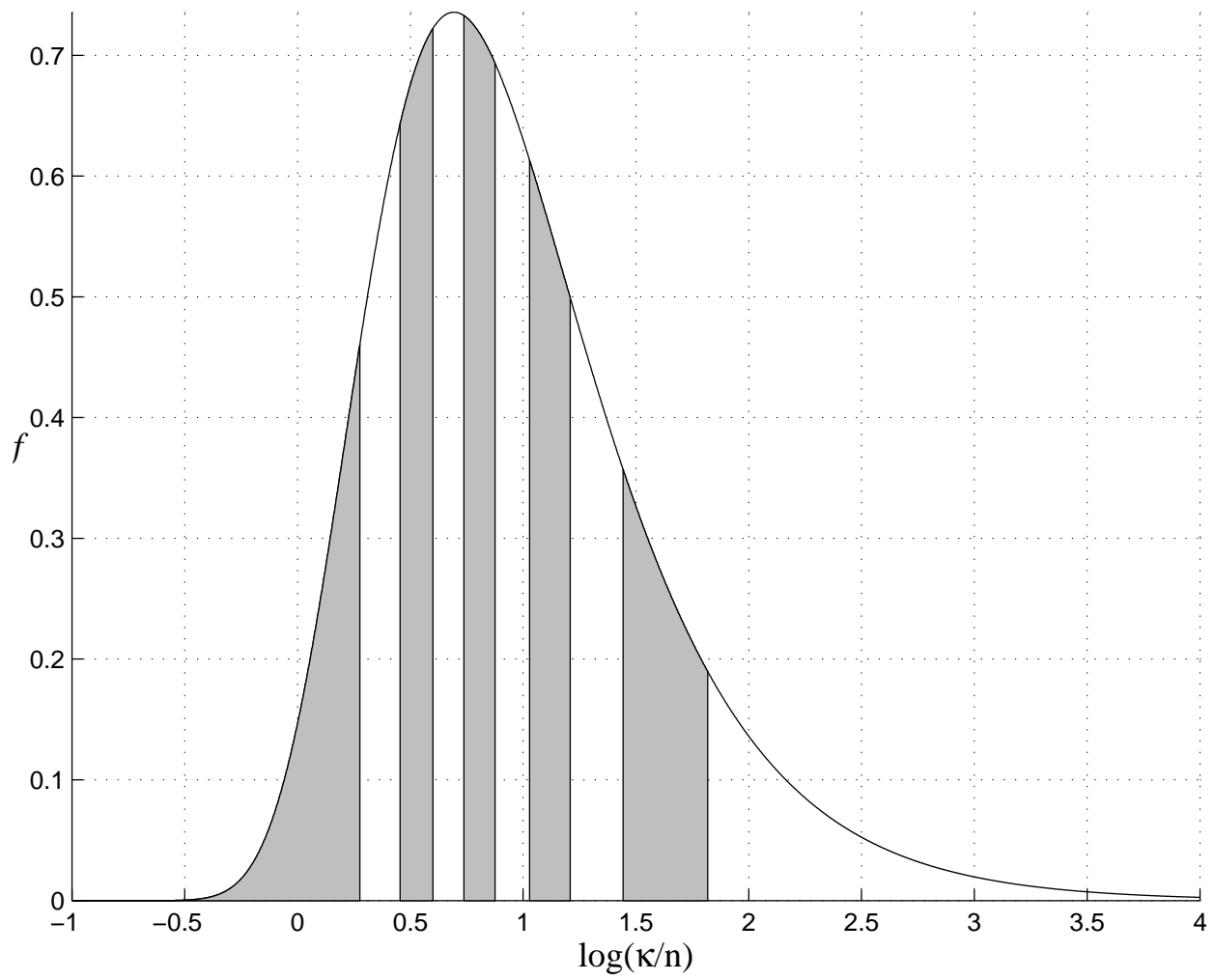


Figure 2.4: The limiting density of $\log(\kappa/n)$ ($n \times n$ complex matrices)

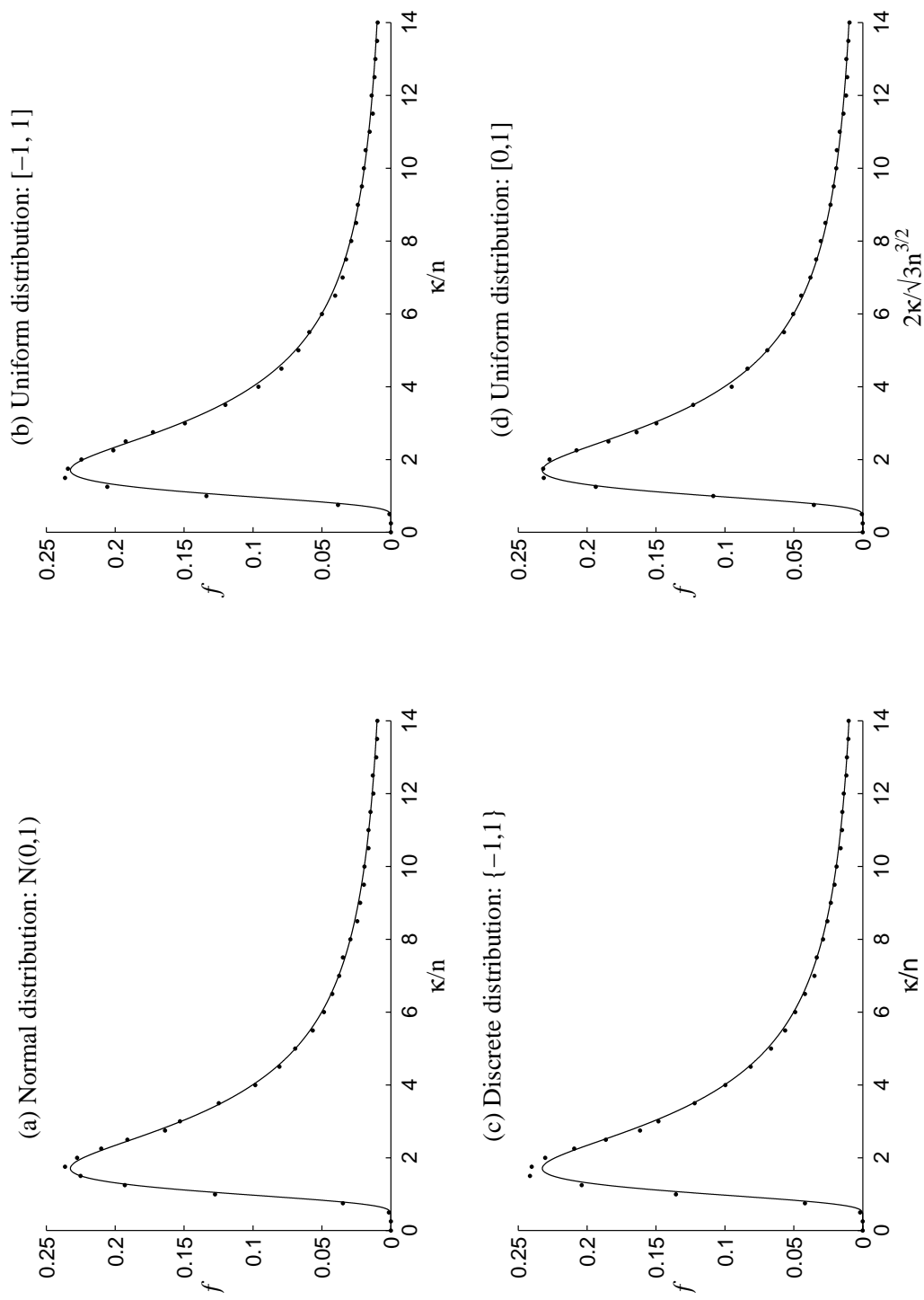


Figure 2.5: Experimental κ for 50,000 matrices, $n = 75$

Chapter 3

Fundamental concepts

3.1 Random matrix notation and terminology

In elementary statistics, the most important distribution is $N(\mu, \sigma^2)$, the normal distribution with mean μ and variance σ^2 . The normal distribution deserves its special place in part because of the central limit theorem, which, loosely interpreted, states that large sums of random variables often behave as if they were normally distributed.

In multivariate statistics, the most important distributions are derived from the normal. Again statisticians have discovered that multivariate generalizations of the normal distribution often suffice for their models. Following this principle, we will be primarily interested in the following real random matrices derived from the normal distribution.

Gaussian ($G(m, n)$) $m \times n$ random matrix with independent and identically distributed (**iid**) elements which are $N(0, 1)$.

Wishart ($W(m, n)$) Symmetric $m \times m$ random matrix AA^T , where A is $G(m, n)$.

Gaussian Orthogonal Ensemble (GOE) Symmetric $m \times m$ random matrix with iid elements that are $N(0, \frac{1}{2})$ on the upper-triangle and iid elements that are $N(0, 1)$ on the diagonal. Equivalently, it is $(A + A^T)/2$, where A is $G(m, m)$.

These random matrices have complex analogues which we will also study in depth. Let $\tilde{N}(\mu, \sigma^2)$ refer to the distribution of $x + iy$, where x and y are iid $N(\mu, \sigma^2)$.

Complex Gaussian ($\tilde{G}(m, n)$) $m \times n$ random matrix with iid elements which are $\tilde{N}(0, 1)$.

Complex Wishart ($\tilde{W}(m, n)$) Hermitian $m \times m$ random matrix AA^H , where A is $\tilde{G}(m, n)$.

Gaussian Unitary Ensemble (GUE) Hermitian $m \times m$ random matrix with iid elements that are $\tilde{N}(0, \frac{1}{4})$ on the upper-triangle and iid elements that are $N(0, \frac{1}{2})$ on the diagonal. Equivalently, it is $(A + A^H)/\sqrt{8}$, where A is $\tilde{G}(m, m)$.

The arbitrary normalizations were chosen to most closely match the literature with which we were familiar.

3.2 Jacobians for matrix factorizations and Haar measure

Little known to many researchers in linear algebra is the fact that the familiar matrix factorizations, which can be viewed as changes of variables, have simple Jacobians. These Jacobians are used extensively in applications of random matrices in multivariate statistics and physics. As an example, consider the Cholesky factorization $A = LL^T$, where A is symmetric positive definite and L is lower triangular with positive diagonal elements. This factorization can be thought of as a change of variables from the $n(n + 1)/2$ independent elements of A to the $n(n + 1)/2$ potentially non-zero elements of L . This change of variables is well defined since every symmetric positive definite matrix has one and only one Cholesky factorization. We recall that if we change variables from a vector x to a vector y , the Jacobian is the determinant

$$\begin{vmatrix} \frac{\partial x_1}{\partial y_1} & \dots & \frac{\partial x_1}{\partial y_n} \\ \vdots & & \vdots \\ \frac{\partial x_n}{\partial y_1} & \dots & \frac{\partial x_n}{\partial y_n} \end{vmatrix}. \quad (3.1)$$

For a rectangular matrix A with mn independent elements, let

$$dA = \prod_{i,j} da_{ij}$$

denote the differential volume element. Following [36], we will abuse notation by using the same notation to denote the volume elements of more special matrices. For example, if S is

symmetric or L is lower triangular, let

$$dS = \prod_{i \leq j} ds_{ij}$$

and

$$dL = \prod_{i \leq j} dl_{ij}.$$

In these cases the differential product includes only the $n(n+1)/2$ independent parameters. If Λ is a diagonal matrix, then we let

$$d\Lambda = \prod_{i=1}^n d\lambda_{ii}.$$

For orthogonal matrices Q , dQ will be a bit more complicated. Let Q be an m by n matrix¹ with $QQ^T = I$. As a subspace of \mathbf{R}^{mn} , these matrices form a submanifold $V_{m,n}$ of dimension $mn - \frac{1}{2}m(m+1)$ called the *Stiefel manifold*. Let dQ denote the volume element on $V_{m,n}$ induced by this embedding. It can be shown that the total volume of $V_{m,n}$ is

$$\int_{V_{m,n}} dQ = \frac{2^m \pi^{mn/2}}{\Gamma_m(n/2)}, \quad (3.2)$$

where the multivariate gamma function is defined by

$$\Gamma_m(a) = \pi^{m(m-1)/4} \prod_{i=1}^m \Gamma(a - (i-1)/2). \quad (3.3)$$

For $m = 1$, dQ is the surface element of the sphere and (3.2) reduces to the surface volume of the sphere. When $m = n$, $dQ/\text{Volume}(V_{n,n})$ is often called the (*invariant*) *Haar measure*.

The most important property of Haar measure is its invariance under orthogonal transformation. This means

$$\int_{\mathcal{S}} dQ = \int_{Q\mathcal{S}} dQ,$$

where \mathcal{S} is any (Lebesgue measurable) set of orthogonal matrices, Q is any particular orthogonal matrix, and $Q\mathcal{S}$ is the set of products of Q with elements of \mathcal{S} . The measure $dQ/\text{Volume}(V_{n,n})$ then defines a probability space on the orthogonal matrices which is invariant with respect to

¹Here, and in the entire thesis, we always assume $m \leq n$.

orthogonal transformations. For further details consult [36]. For information on the numerical generation of random orthogonal matrices distributed with Haar measure see [3] and [44].

For complex matrices, the volume elements are given in terms of the real and imaginary parts. Thus if A is a complex rectangular matrix with $A = A_r + iA_c$, then $dA = dA_r dA_c$. If $H = H_r + iH_c$ is Hermitian, $dH = dH_r dH_c$. Since H_c is an antisymmetric matrix, its volume element is the product of the $n(n-1)/2$ independent variables above the diagonal. If L is complex lower triangular with real positive diagonals, the volume element has the same form as that for Hermitian matrices.

Unitary matrices are analogous to orthogonal matrices. Let \tilde{Q} be an m by n matrix with $\tilde{Q}\tilde{Q}^H = I$. As a subspace of \mathbf{R}^{2mn} , these matrices form a submanifold $\tilde{V}_{m,n}$ of dimension $2mn - m^2$ with volume element $d\tilde{Q}$. It can be shown² that the total volume of $\tilde{V}_{m,n}$ is

$$\int_{\tilde{V}_{m,n}} d\tilde{Q} = \frac{2^m \pi^{mn}}{\tilde{\Gamma}_m(n)}, \quad (3.4)$$

where the complex multivariate gamma function is defined by

$$\tilde{\Gamma}_m(a) = \pi^{m(m-1)/2} \prod_{i=1}^m \Gamma(a - i + 1). \quad (3.5)$$

Now that we have defined the differential volume elements, we need to know how to transform between them. The transformations are given in the following theorem.

Theorem 3.1 *The changes of variables for the common factorizations have the following Jacobians*

$$\begin{array}{l} \text{Real} \\ \text{Complex} \end{array} \left\{ \begin{array}{lll} \text{Cholesky} & S = LL^T & dS = 2^m \prod_{i=1}^m l_{ii}^{m+1-i} dL \\ LQ & A = LQ & dA = \prod_{i=1}^m l_{ii}^{n-i} dL dQ \\ \text{eigenvalue} & S = Q\Lambda Q^T & dS = \prod_{i<j} |\lambda_i - \lambda_j| d\Lambda dQ \\ \text{Cholesky} & H = LL^H & dH = 2^m \prod_{i=1}^m l_{ii}^{2m-2i+1} dL \\ LQ & A = L\tilde{Q} & dA = \prod_{i=1}^m l_{ii}^{2n-2i+1} dL d\tilde{Q} \\ \text{eigenvalue} & H = \tilde{Q}\Lambda\tilde{Q}^H & dH = \prod_{i<j} (\lambda_i - \lambda_j)^2 d\Lambda d\tilde{Q} \end{array} \right.$$

Proof The proof of the Cholesky factorization results is particularly easy because the Jaco-

²We computed this volume, but it must appear in the literature.

bian matrix is itself upper triangular. The LQ and eigenvalue decomposition results are more complicated. See [36] for a clear exposition on how to derive these results in the real case. The complex Cholesky factorization appears in [22]. We have not seen the complex LQ result in the literature and derived it for ourselves, but will not give the details here. The eigenvalue formulas for real and complex matrices appear in [35] and [54]. \square

The LQ formulas hold for rectangular matrices, so that if A is m by n , then Q (\tilde{Q}) is m by n and L is m by m . To make the eigenvalue factorization unique, we assume that the diagonal elements of L are ordered from greatest to least and that the first row of Q (\tilde{Q}) is real and non-negative. Thus the eigenvector matrices Q only occupy a proportion 2^{-m} of the volume of the Stiefel manifold, and the eigenvector matrices \tilde{Q} occupy a submanifold of the unitary manifold. We are not concerned with sets of measure zero, such as the set of matrices with multiple eigenvalues.

3.3 Joint element densities

As already mentioned, the matrix distributions in this thesis are derived from the familiar univariate normal distribution, $N(\mu, \sigma^2)$, with probability density function (pdf)

$$(2\pi\sigma^2)^{-1/2} \exp\left(-\frac{(x - \mu)^2}{2\sigma^2}\right).$$

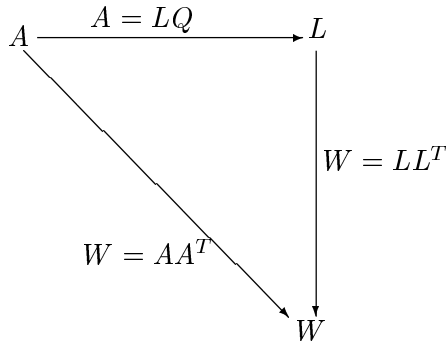
To construct the joint element densities for random matrices with independent elements, one simply takes the product of the densities of the independent elements. We note that $\text{tr}(AA^T) = \sum_{i,j} a_{ij}^2$ and that AA^T (AA^H) is unchanged when A is multiplied by an orthogonal (unitary) matrix. Thus,

Lemma 3.1 *The joint densities for the indicated random matrices are*

$$\begin{aligned} G(m, n) & (2\pi)^{-mn/2} \text{etr}\left(-\frac{1}{2}AA^T\right) \\ GOE & 2^{-n/2} \pi^{-n(n+1)/4} \text{etr}\left(-\frac{1}{2}A^2\right) \\ \tilde{G}(m, n) & (2\pi)^{-mn} \text{etr}\left(-\frac{1}{2}AA^H\right) \\ GUE & 2^{n(n-1)/2} \pi^{-n^2/2} \text{etr}\left(-A^2\right) \end{aligned}$$

where $\text{etr}(A) = \exp(\text{tr}(A))$. Furthermore, these distributions are invariant under orthogonal (unitary) transformations.

The elements of a Wishart matrix are generally not independent, and thus the joint distribution is more complicated. Following [36], we compute it in two steps using the LQ and Cholesky formulas in Theorem 3.1 and the joint element density for $G(m, n)$ given in Lemma 3.1. The following diagram outlines the calculation.



The top (horizontal) arrow projects A onto the space of upper triangular matrices. Integrating the Q component over the Stiefel manifold gives that the joint density of L is

$$\frac{2^{m-mn/2}}{\Gamma_m(n/2)} \text{etr}\left(-\frac{1}{2}LL^T\right) \prod_{i=1}^m l_{ii}^{n-i}.$$

This is essentially the decomposition due to Bartlett [5] which states that the elements l_{ij} are independent, l_{ii}^2 is χ_{n-i+1}^2 , and the off-diagonal elements are standard normals.

The right (vertical) arrow is a one-to-one map of L onto the space of symmetric matrices. Via the Jacobian of the Cholesky factorization in Theorem 3.1, we can derive the joint density of the elements for a real Wishart matrix. The complex case is analogous. Thus,

Lemma 3.2 *The joint density of the elements of a matrix from $W(m, n)$ is*

$$\frac{1}{2^{mn/2}\Gamma_m(n/2)} \text{etr}\left(-\frac{1}{2}W\right) (\det W)^{(n-m-1)/2}, \quad (3.6)$$

while for a matrix from $\tilde{W}(m, n)$, it is

$$\frac{1}{2^{mn} \tilde{\Gamma}_m(n)} \text{etr}\left(-\frac{1}{2}W\right) (\det W)^{n-m}. \quad (3.7)$$

A curious observation is that when $n = m$ in the complex case, or $n = m + 1$ in the real case, the $\det W$ term vanishes, and thus the off-diagonal parameters are independent aside from the constraint that the matrix be positive semi-definite.

3.4 Joint eigenvalue densities

Here we calculate the joint densities of eigenvalues for real and complex Wishart matrices and Gaussian ensembles. We believe this is the first time that all these calculations have been gathered in one place and given as corollaries of the same theorem.³

Theorem 3.2 *Let the real symmetric, $m \times m$ matrix S have a joint density function $f(S)$ which is invariant under orthogonal similarity transformations. Then the joint density of the m eigenvalues of S , $\lambda_1 \geq \lambda_2 \geq \dots \geq \lambda_m$ is*

$$\frac{\pi^{m^2/2}}{\Gamma_m(m/2)} f(\Lambda) \prod_{i < j} (\lambda_i - \lambda_j). \quad (3.8)$$

If, instead, S is Hermitian and $f(S)$ is invariant under unitary similarity transformations, then the joint density is

$$\frac{\pi^{m(m-1)}}{\tilde{\Gamma}_m(m)} f(\Lambda) \prod_{i < j} (\lambda_i - \lambda_j)^2. \quad (3.9)$$

Proof The proof for real matrices follows from Theorem 3.1 by integrating the Q component in the eigenvalue Jacobian, i.e., multiplying by the volume of $V_{n,n}$ and then dividing by 2^m , since we assume the first row of Q is non-negative. The complex proof is analogous, but we must divide by $(2\pi)^m$ for the arbitrary phases of the m elements in the first row of \tilde{Q} . \square

Corollary 3.1 *The joint densities of the eigenvalues $\lambda_1 \geq \dots \geq \lambda_m$ of the symmetric (Hermi-*

³The real case, however, is well covered in [2].

tian) random matrices defined in Section 3.1 are

$$W(m, n) \quad \frac{\pi^{m^2}}{\Gamma_m(m/2)\Gamma_m(n/2)} \exp\left(-\frac{1}{2} \sum \lambda_i\right) \prod \lambda_i^{(n-m-1)/2} \prod_{i<j} (\lambda_i - \lambda_j) \quad (3.10)$$

$$GOE \quad \frac{1}{2^{n/2} \prod_{i=1}^n \Gamma(i/2)} \exp\left(-\frac{1}{2} \sum \lambda_i^2\right) \prod_{i<j} (\lambda_i - \lambda_j) \quad (3.11)$$

$$\tilde{W}(m, n) \quad \frac{2^{-mn} \pi^{m(m-1)}}{\tilde{\Gamma}_m(n) \tilde{\Gamma}_m(m)} \exp\left(-\frac{1}{2} \sum \lambda_i\right) \prod \lambda_i^{n-m} \prod_{i<j} (\lambda_i - \lambda_j)^2 \quad (3.12)$$

$$GUE \quad \frac{2^{n(n-1)/2}}{\pi^{n/2} \prod_{i=1}^n \Gamma(i)} \exp\left(-\sum \lambda_i^2\right) \prod_{i<j} (\lambda_i - \lambda_j)^2, \quad (3.13)$$

where the unlabeled sums and products run from $i = 1$ to m . For the Wishart cases, this is the joint distribution of the non-negative eigenvalues, while for the Gaussian ensembles, the eigenvalues may be anywhere on the real line.

The joint density for the eigenvalues of real Wishart matrices was derived in three independent papers in 1939 by Fisher, Hsu, and Roy. James in 1960 computed the joint distribution for the more general case of arbitrary covariance matrices. See [27] for references and a survey of some of the related history in multivariate statistics. The equivalent calculations in physics were first performed by Wigner in 1962 [54].

3.5 Bidiagonalization of a Gaussian matrix

The standard method (due to Golub and Kahan) for computing the singular values of a general matrix A is to first reduce it to bidiagonal form through orthogonal transformations. If A is a random Gaussian matrix, the resulting random bidiagonal matrix takes a particularly simple form.

Theorem 3.3 *If A is $G(m, n)$, then A is orthogonally similar to an m by n matrix*

$$\begin{pmatrix} x_n & & & & 0 & \cdots & 0 \\ y_{m-1} & x_{n-1} & & & \cdot & & \cdot \\ & \ddots & \ddots & & \vdots & & \vdots \\ & & & y_1 & x_{n-(m-1)} & 0 & \cdots & 0 \end{pmatrix}, \quad (3.14)$$

where x_j^2 and y_j^2 are distributed as χ^2 variables with j degrees of freedom (i.e. χ_i^2).⁴ The elements here are all non-negative and independent.

The idea of the proof is to perform the standard Householder transformations on the random matrix. See [41] or [48] for details. Computing the singular values of a bidiagonal matrix is much less costly than computing them for a dense matrix ($O(n^2)$ operations in practice, rather than $O(n^3)$), so this theorem can be used to speed up random matrix experiments on larger matrices (though we did not find the need to do so in the course of this work).

We also have the complex analogue,

Theorem 3.4 *If A is $\tilde{G}(m, n)$, then A is unitarily similar to an m by n matrix*

$$\begin{pmatrix} x_{2n} & & & & 0 & \cdots & 0 \\ y_{2(m-1)} & x_{2(n-1)} & & & \cdot & & \cdot \\ & \ddots & \ddots & & \vdots & & \vdots \\ & & & y_2 & x_{2(n-(m-1))} & 0 & \cdots & 0 \end{pmatrix}, \quad (3.15)$$

where the notation is as in Theorem 3.3.

⁴ Recall that the χ_j^2 distribution is defined as the distribution of j sums of squares of standard normals.

From these theorems, we can immediately obtain the interesting facts that the determinant of a matrix from $W(m, n)$ has the distribution $\chi_n^2 \chi_{n-1}^2 \cdots \chi_{n-m+1}^2$. (The notation refers to the distribution of the product of random variables with the indicated χ^2 distributions.) For a matrix from $\tilde{W}(m, n)$, the determinant has the distribution $\chi_{2n}^2 \chi_{2(n-1)}^2 \cdots \chi_{2(n-m+1)}^2$. Since the expected value of a random variable with distribution χ_k^2 is k , we obtain that the expected value of the determinant is $\frac{n!}{(n-m)!}$ in the real case and $2^m \frac{n!}{(n-m)!}$ in the complex case.

Other matrix reductions of Gaussian matrices also have simple forms. We mentioned the Bartlett decomposition in Section 3.3 which gives the distribution of Q and R if the matrix A is factored as an orthogonal matrix Q times an upper triangular matrix R . This result had also been observed by Birkhoff and Gulati [9]. The standard method for computing the eigenvalues of a general symmetric matrix A is to first reduce it to tridiagonal form through orthogonal similarity transformations. If we do this for a random symmetric matrix that is from the GOE or GUE, the resulting random tridiagonal matrix also takes a particularly simple form which is mentioned in [48].

Chapter 4

Smallest eigenvalue distribution for $W(m, n)$

The distributions of the extreme eigenvalues of Wishart matrices have been known in terms of zonal polynomials [30] and in terms of Pfaffians [31], but we have not seen any closed form expressions in the literature. In this chapter, we will integrate the joint eigenvalue distribution of real Wishart matrices to obtain the exact *pdf* (probability density function) of the smallest eigenvalue. For convenience, we rewrite formula (3.10) for the eigenvalues $\lambda_1 \geq \dots \geq \lambda_m \geq 0$ as

$$K_{m,n} e^{-\frac{1}{2} \sum_{i=1}^m \lambda_i} \prod_{i=1}^m \lambda_i^{\frac{1}{2}(n-m-1)} \prod_{i < j} (\lambda_i - \lambda_j) d\lambda_1 \dots d\lambda_m, \quad (4.1)$$

where

$$K_{m,n}^{-1} = \left(\frac{2^n}{\pi}\right)^{m/2} \prod_{i=1}^m \Gamma\left(\frac{n-i+1}{2}\right) \Gamma\left(\frac{m-i+1}{2}\right). \quad (4.2)$$

4.1 A multivariate integral for the pdf of λ_{\min}

Using symmetry, it is easy to see by integrating (4.1) that the probability density function for the smallest eigenvalue λ_{\min} is

$$f_{\lambda_{\min}}(\lambda) = \frac{K_{m,n}}{(m-1)!} \lambda^{(n-m-1)/2} e^{-\lambda/2}$$

$$\times \int_{R_\lambda} e^{-\sum_{i=1}^{m-1} \lambda_i/2} \prod_{1 \leq i < j \leq m-1} |\lambda_i - \lambda_j| \prod_{i=1}^{m-1} (\lambda_i - \lambda) \lambda_i^{(n-m-1)/2} d\lambda_i,$$

where $R_\lambda = \{(\lambda_1, \dots, \lambda_{m-1}) : \lambda_i > \lambda\}$. Notice that we removed the arbitrary ordering on the λ_i and correspondingly divided the density by $(m-1)!$. Now, performing the change of variables $x_i = \lambda_i - \lambda$, we obtain:

Lemma 4.1 *The pdf of the smallest eigenvalue λ_{\min} of a matrix from $W(m, n)$ is*

$$\frac{K_{m,n}}{(m-1)!} \lambda^{\frac{n-m-1}{2}} e^{-\lambda m/2} \int_{R_+^{m-1}} \prod_{i=1}^{m-1} (x_i + \lambda)^{\frac{n-m-1}{2}} \Delta d\Omega, \quad (4.3)$$

where $\Delta = \prod_{1 \leq i < j \leq m-1} |x_i - x_j|$, $d\Omega = d\mu(x_1) \dots d\mu(x_{m-1})$, $d\mu(x) = x e^{-x/2} dx$, and the integration takes place over the positive orthant, $R_+^{m-1} = \{(x_1, \dots, x_{m-1}) : x_i \geq 0\}$.

It is the integral in the lemma above that we wish to understand. We have not seen the pdf expressed in this form in the literature. However, as the rest of this chapter illustrates, this form is convenient for obtaining the exact pdf.

4.2 The pdf of λ_{\min} for $W(m, m)$

The case $m = n$ is the case of interest to von Neumann, Birkhoff, and Smale, as described in Section 2.1. In this case, the integral in (4.3) turns out to satisfy the differential equation for the Tricomi function.

Theorem 4.1¹ *The pdf of the smallest eigenvalue of a matrix from $W(m, m)$ is*

$$f_{\lambda_{\min}}(\lambda) = \frac{m}{\sqrt{2\pi}} \Gamma\left(\frac{m+1}{2}\right) \lambda^{-1/2} e^{-\lambda m/2} U\left(\frac{m-1}{2}, -\frac{1}{2}, \lambda/2\right).$$

When $a > 0$ and $b < 1$, the Tricomi function, $U(a, b, z)$, is the unique solution to Kummer's equation

$$z \frac{d^2 w}{dz^2} + (b-z) \frac{dw}{dz} - aw = 0, \quad (4.4)$$

¹Throughout the remainder of this thesis, all statements labeled as theorems represent new results. Important results from the literature are labeled as propositions.

satisfying $U(a, b, 0) = \Gamma(1 - b)/\Gamma(1 + a - b)$ and $U(a, b, \infty) = 0$.

Proof Let

$$w(\lambda) = \int_{R_+^{m-1}} \prod_{i=1}^{m-1} (x_i + \lambda)^{-1/2} \Delta d\Omega.$$

Our goal is to show that $w(\lambda/2)$ satisfies (4.4). We will need a little more notation. Let $\Delta = \delta \Delta_2$ where $\delta = \prod_{i=2}^{m-1} |x_1 - x_i|$ and $\Delta_2 = \prod_{2 \leq i < j \leq m-1} |x_i - x_j|$. Further, let $f_j^{a,b} = x_j^a (x_j + \lambda)^b$ and $g_j = \prod_{i=j}^{m-1} (x_i + \lambda)^{-\frac{1}{2}}$. Lastly, let $d\Omega = d\mu(x_1) \dots d\mu(x_{m-1})$ and $d\Omega_2 = d\mu(x_2) \dots d\mu(x_{m-1})$. Below we express w, w' , and w'' using this notation. All the integrations are over R_+^{m-1} , and symmetry is used when possible.

$$\begin{aligned} w &= \int g_1 \Delta d\Omega \\ w' &= -\frac{m-1}{2} \int f_1^{0, -\frac{3}{2}} g_2 \Delta d\Omega \\ w'' &= \frac{(m-1)(m-2)}{4} \int f_1^{0, -\frac{3}{2}} f_2^{0, -\frac{3}{2}} g_3 \Delta d\Omega + \frac{3}{4} (m-1) \int f_1^{0, -\frac{5}{2}} g_2 \Delta d\Omega. \end{aligned}$$

Since $g_1 = (\lambda + x_1) f_1^{0, -\frac{3}{2}} g_2$, we have

$$\begin{aligned} w &= \int x_1 f_1^{0, -\frac{3}{2}} g_2 \Delta d\Omega + \lambda \int f_1^{0, -\frac{3}{2}} g_2 \Delta d\Omega \\ &= -\frac{2\lambda}{m-1} w' + \int f_1^{1, -\frac{3}{2}} g_2 \Delta d\Omega \\ &= -\frac{2\lambda}{m-1} w' + \int f_1^{2, -\frac{3}{2}} g_2 e^{-x_1/2} \Delta dx_1 d\Omega_2 \\ &= -\frac{2\lambda}{m-1} w' - 2 \int f_1^{2, -\frac{3}{2}} g_2 \frac{d}{dx_1} \{e^{-x_1/2}\} \Delta dx_1 d\Omega_2 \\ &= -\frac{2\lambda}{m-1} w' + 2 \int \frac{d}{dx_1} \{f_1^{2, -\frac{3}{2}} \delta\} e^{-x_1/2} g_2 \Delta_2 dx_1 d\Omega_2. \end{aligned}$$

The last line is the result of integration by parts. The differentiation gives three terms, so that

$$\begin{aligned} w &= -\frac{2\lambda}{m-1} w' + 4 \int f_1^{0, -\frac{3}{2}} g_2 \Delta d\Omega - 3 \int f_1^{1, -\frac{5}{2}} g_2 \Delta d\Omega + 2(m-2) \int \frac{x_1}{x_1 - x_2} f_1^{0, -\frac{3}{2}} g_2 \Delta d\Omega \\ &= -\frac{(2\lambda + 8)w'}{m-1} - 3 \int f_1^{1, -\frac{5}{2}} g_2 \Delta d\Omega + 2(m-2) \int \frac{x_1}{x_1 - x_2} f_1^{0, -\frac{3}{2}} g_2 \Delta d\Omega. \end{aligned} \quad (4.5)$$

Investigating each of the above two integrals, we find

$$\int f_1^{1, -\frac{5}{2}} g_2 \Delta d\Omega = \int f_1^{0, -\frac{3}{2}} g_2 \Delta d\Omega - \lambda \int f_1^{0, -\frac{5}{2}} g_2 \Delta d\Omega, \quad (4.6)$$

and

$$\begin{aligned} \int \frac{x_1}{x_1 - x_2} f_1^{0, -\frac{3}{2}} g_2 \Delta d\Omega &= \int \frac{x_1(x_2 + \lambda)}{x_1 - x_2} f_1^{0, -\frac{3}{2}} f_2^{0, -\frac{3}{2}} g_3 \Delta d\Omega \\ &= \lambda \int \frac{x_1}{x_1 - x_2} f_1^{0, -\frac{3}{2}} f_2^{0, -\frac{3}{2}} g_3 \Delta d\Omega, \end{aligned}$$

because $\frac{x_1 x_2}{x_1 - x_2}$ is anti-symmetric. We can use the identity $\frac{x_1}{x_1 - x_2} + \frac{x_2}{x_2 - x_1} = 1$ and symmetry to integrate this last expression. We obtain

$$\begin{aligned} \int \frac{x_1}{x_1 - x_2} f_1^{0, -\frac{3}{2}} g_2 \Delta d\Omega &= \lambda \int \frac{x_1}{x_1 - x_2} f_1^{0, -\frac{3}{2}} f_2^{0, -\frac{3}{2}} g_3 \Delta d\Omega \\ &= \frac{\lambda}{2} \int f_1^{0, -\frac{3}{2}} f_2^{0, -\frac{3}{2}} g_3 \Delta d\Omega. \end{aligned} \quad (4.7)$$

We substitute (4.6) and (4.7) into (4.5), replacing the integrals with the expressions for w' and w'' , and finally rescale $z = \lambda/2$ to obtain equation (4.4). All we now need is $w(0)$ which has an integrand of the form (4.1) with m and n replaced by $m - 1$ and $m + 1$. Since (4.1) integrates to 1, we have $w(0) = K_{m-1, m+1}^{-1} (m - 1)!$, and clearly $w(\infty) = 0$. The constant term in the pdf is then

$$\frac{K_{m, m}}{K_{m-1, m+1}} \frac{\Gamma(m/2 + 1)}{\Gamma(3/2)} = \frac{m}{2^{m-1/2}} \frac{\Gamma(m)}{\Gamma(m/2)} = \frac{m}{\sqrt{2\pi}} \Gamma\left(\frac{m+1}{2}\right),$$

and the theorem is proved. □

4.3 The pdf of λ_{\min} for $W(m, m + 1)$

As we remarked at the end of Section 3.2, if $n = m + 1$ the elements of the Wishart matrix are independent aside from the constraint of positive definiteness. This leads to a particular simplicity in the smallest eigenvalue distribution.

Theorem 4.2 *The pdf of the smallest eigenvalue of a matrix from $W(m, m + 1)$ is $f_{\lambda_{\min}}(\lambda) = \frac{m}{2}e^{-\lambda m/2}$, i.e., $m\lambda_{\min}$ is exponentially distributed.*

Proof When $n = m + 1$, the integral in (4.3) is independent of λ . In fact, other than the constant, the only term is $e^{-\lambda m/2}$. The constant must then be $m/2$ for the formula to be a pdf. When $m = 1$ this result is trivial, but it is surprising that it is true for all m . □

4.4 The pdf of λ_{\min} for $W(m, n)$ (recursion)

In the last two sections, we gave explicit formulas for the pdf of λ_{\min} when $n - m$ is 0 or 1. In Section 4.6 we give an exact expression when $n - m$ is 2 or 3, but no exact expressions are known for other cases. Thus, we found it necessary to derive a recursion for the densities.

The following theorem is one of the principal contributions of this thesis. We state it in this section and prove it in the next.

Theorem 4.3 *The pdf of the smallest eigenvalue of a matrix from $W(m, n)$ is $c_{m,n}\lambda^{(n-m-1)/2}e^{-\lambda m/2}g(\lambda)$, where*

$$g(\lambda) = \begin{cases} P_{m,n}(\lambda) & \text{if } n - m \text{ is odd,} \\ Q_{m,n}(\lambda)U(\lambda) + R_{m,n}(\lambda)U'(\lambda) & \text{if } n - m \text{ is even.} \end{cases}$$

Here $U(\lambda)$ is the Tricomi function $U(\frac{m-1}{2}, -\frac{1}{2}, \frac{\lambda}{2})$, and $U'(\lambda)$ is its derivative, $-\frac{m-1}{4}U(\frac{m+1}{2}, \frac{1}{2}, \frac{\lambda}{2})$. The expressions $P_{m,n}(\lambda)$, $Q_{m,n}(\lambda)$, and $R_{m,n}(\lambda)$ are polynomials with rational coefficients which are determined by recursions given below. The constant $c_{m,n}$ is

$$c_{m,n} = \rho m 2^{m(m-n)/2} \frac{\Gamma((m+1)/2)}{\Gamma(1/2)} \prod_{j=1}^{n-m} \frac{\Gamma(j/2)}{\Gamma((m+j)/2)},$$

where $\rho = 2^{m/2-1}$ if $n - m$ is odd and $2^{-1/2}$ if $n - m$ is even.

One can verify by counting powers of π and 2 that $c_{m,n}$ is rational when n and m have opposite parity. If m and n are even, $c_{m,n}2^{1/2}$ is rational, while if m and n are odd, $c_{m,n}(2\pi)^{1/2}$ is rational. The Tricomi function $U(a, b, z)$ is the confluent hypergeometric function described in Chapter 13 of [1] and Chapter 48 of [43].

The degree of $P_{m,n}$ is $\frac{1}{2}(m-1)(n-m-1)$, while the degrees of $Q_{m,n}(\lambda)$ and $R_{m,n}(\lambda)$ are at most $\frac{1}{2}(m-1)(n-m)$. Here are the recursion formulas for computing $P_{m,n}$, given $P_{m,n-2}$, or $Q_{m,n}$ and $R_{m,n}$, given $Q_{m,n-2}$ and $R_{m,n-2}$:

Recursion for $P_{m,n}$, $Q_{m,n}$, and $R_{m,n}$

n – m odd:

$$S_0 := P_{m,n-2}$$

For $i = 1$ to $m - 1$

$$S_i := (\lambda + n - i)S_{i-1} - \frac{2\lambda}{m-i}S'_{i-1} + \lambda(i-1)\frac{n-i-1}{m-i}S_{i-2}$$

$$P_{m,n} := S_{m-1}$$

n – m even:

$$S_0 := \begin{pmatrix} Q_{m,n-2} \\ R_{m,n-2} \end{pmatrix}$$

For $i = 1$ to $m - 1$

$$S_i := (\lambda + n - i)S_{i-1} - \frac{2\lambda}{m-i}S'_{i-1} + \lambda(i-1)\frac{n-i-1}{m-i}S_{i-2}$$

$$- \frac{1}{m-i} \begin{pmatrix} 0 & \frac{m-1}{2} \\ 2\lambda & \lambda+1 \end{pmatrix} S_{i-1},$$

$$\begin{pmatrix} Q_{m,n} \\ R_{m,n} \end{pmatrix} := S_{m-1}$$

Initial cases:

$$P_{m,m+1} = 1, \quad Q_{m,m} = 1, \quad \text{and} \quad R_{m,m} = 0.$$

We found it very convenient to compute these polynomials (and also the moments of the distribution described in Chapter 8) using the symbolic package Mathematica [60]. The Mathematica programs appear in Appendix A.

4.5 Proof of Theorem 4.3

Theorem 4.3 is proved by combining the lemmas of this section. We begin by introducing some simplifying notation for the multivariate integrals that are of interest.

Definition 4.1 *Let*

$$I_{i,j}^\alpha = \int_{R_+^{m-1}} f(\lambda) \Delta d\Omega,$$

where the integrand $f(\lambda)$ is

$$\underbrace{(x_1 + \lambda)^\alpha \dots (x_i + \lambda)^\alpha}_{i \text{ terms}} \underbrace{(x_{i+1} + \lambda)^{\alpha-1} \dots (x_{i+j} + \lambda)^{\alpha-1}}_{j \text{ terms}} \underbrace{(x_{i+j+1} + \lambda)^{\alpha-2} \dots (x_m + \lambda)^{\alpha-2}}_{m-i-j-1 \text{ terms}}.$$

Further define the operator

$$I_{i,j}^\alpha[g] = \int_{R_+^{m-1}} f(\lambda) g \Delta d\Omega.$$

Notice that given a parameter m (which we omit from the notation), $I_{i,j}^\alpha$ is a function of λ . We sometimes make this explicit by writing $I_{i,j}^\alpha(\lambda)$. The subscripts i and j and the implicit parameter $m - i - j - 1$ give the number of terms of degree α , $\alpha - 1$, and $\alpha - 2$ respectively. The total number of such terms is $(i) + (j) + (m - i - j - 1) = m - 1$.

In this notation, we can rewrite (4.3) as

$$f_{\lambda_{\min}}(\lambda) = k_{m,n} \lambda^\alpha e^{-\lambda m/2} I_{m-1,0}^\alpha(\lambda), \quad (4.8)$$

where $\alpha = \frac{n-m-1}{2}$ and $k_{m,n} = K_{m,n}/(m-1)!$.

It is already obvious from (4.3) or (4.8) that if $n - m$ is an odd integer, then $I_{m-1,0}^\alpha$ is a polynomial. This fact was observed using other methods in [30] and [35].

The integrals we are about to compute appear complicated, but the next lemma makes explicit how symmetry can be used to simplify them. Using symmetry is an old trick which was most recently popularized in this context in [4].

Lemma 4.2 *We have*

$$I_{i,j}^\alpha[x_k] = \begin{cases} I_{i+1,j-1}^\alpha - \lambda I_{i,j}^\alpha & \text{if } i < k \leq i + j, \\ I_{i,j+1}^\alpha - \lambda I_{i,j}^\alpha & \text{if } i + j < k < m. \end{cases} \quad (4.9)$$

If the terms $(x_k + \lambda)$ and $(x_l + \lambda)$ have the same exponent in the integrals (i.e., both k and l fall within one of the closed intervals $[1, i]$, $[i + 1, i + j]$, or $[i + j + 1, m - 1]$), then

$$I_{i,j}^\alpha \left[\frac{x_k x_l}{x_k - x_l} \right] = 0, \quad (4.10)$$

$$I_{i,j}^\alpha \left[\frac{x_k}{x_k - x_l} \right] = \frac{1}{2} I_{i,j}^\alpha, \quad (4.11)$$

$$I_{i,j}^\alpha \left[\frac{x_k^2}{x_k - x_l} \right] = I_{i,j}^\alpha [x_k]. \quad (4.12)$$

Proof Equation (4.9) is little more than the statement $x_k = (x_k + \lambda) - \lambda$. The integral in (4.10) vanishes since the integrand is antisymmetric in x_k and x_l . The integral in (4.11) follows from the identity $\frac{x_k}{x_k - x_l} + \frac{x_l}{x_l - x_k} = 1$ and symmetry. The integral in (4.12) follows from (4.10) and the identity $\frac{x_k^2}{x_k - x_l} = x_k - \frac{x_k x_l}{x_k - x_l}$. \square

In the next lemma, we give preliminary recurrence relations for computing $I_{i,j}^\alpha$. We say “preliminary” because we will shortly replace our first relation with a more efficient recurrence involving derivatives of the relevant polynomials.

Lemma 4.3 *The integrals $I_{i,j}^\alpha$ satisfy the recurrence relations*

$$I_{i,j}^\alpha = (\lambda + 2\alpha + j + 2k + 2)I_{i-1,j+1}^\alpha - \lambda(k + 2(\alpha - 1))I_{i-1,j}^\alpha + (i - 1)\lambda I_{i-2,j+2}^\alpha, \quad (4.13)$$

$$I_{0,j}^\alpha = I_{j,m-j-1}^{\alpha-1}, \quad (4.14)$$

where $k = m - i - j - 1$.

Proof The second equation is immediate from Definition 4.1. To prove (4.13), we begin by observing

$$I_{i,j}^\alpha = \lambda I_{i-1,j+1}^\alpha + I_{i-1,j+1}^\alpha [x_i],$$

by replacing i with $i - 1$ and j with $j + 1$ in (4.9). We choose the variable x_i for an integration by parts in the integral $I_{i-1,j+1}^\alpha [x_i]$. The relevant terms for this variable have the form $-2(x_i + \lambda)^{\alpha-1} \prod_{i < l} |x_i - x_l| x_i^2 \frac{d}{dx_i} e^{-x_i/2}$. Due to the factors of x_i^2 and $e^{-x_i/2}$, the integrand vanishes at the endpoints, and we need only compute $\frac{d}{dx_i} \{(x_i + \lambda)^{\alpha-1} \prod |x_i - x_l| x_i^2\} e^{-x_i/2}$. Since $\frac{d}{dx_i} |x_i - x_l| =$

$|x_i - x_l|/(x_i - x_l)$, we conclude

$$\begin{aligned} I_{i,j}^\alpha &= \lambda I_{i-1,j+1}^\alpha + 2 \left(2I_{i-1,j+1}^\alpha + (\alpha - 1)I_{i-1,j}^\alpha[x_{i+j}] + \sum_{l \neq i} I_{i-1,j+1}^\alpha \left[\frac{x_i}{x_i - x_l} \right] \right), \\ &= (\lambda + 2\alpha + 2)I_{i-1,j+1}^\alpha - 2\lambda(\alpha - 1)I_{i-1,j}^\alpha + 2 \sum_{l \neq i} I_{i-1,j+1}^\alpha \left[\frac{x_i}{x_i - x_l} \right] \end{aligned}$$

obtaining the term for $I_{i-1,j}^\alpha[x_{i+j}]$ from (4.9).

Lastly, we calculate

$$2I_{i-1,j+1}^\alpha \left[\frac{x_i}{x_i - x_l} \right] = \begin{cases} \lambda I_{i-2,j+2}^\alpha & \text{if } 1 \leq l < i, \\ I_{i-1,j+1}^\alpha & \text{if } i < l \leq i + j, \\ 2I_{i-1,j+1}^\alpha - \lambda I_{i-1,j}^\alpha & \text{if } i + j < l < m. \end{cases}$$

These equations follow from Lemma 4.2. The first equation can be derived by pulling out a factor of $(x_l + \lambda)$ and using both (4.10) and (4.11). The second case is (4.11) exactly. To derive the last case, we pull out a factor of $x_i + \lambda$ to obtain $2I_{i-1,j}^\alpha \left[\frac{x_i^2 + j}{x_i + j - x_l} \right] + 2\lambda I_{i-1,j}^\alpha \left[\frac{x_i + j}{x_i + j - x_l} \right]$. \square

An algorithm can be based on (4.13) because it allows for reduction of the first index i until we reach 0. Then (4.14) allows us to reduce α to $\alpha - 1$. Thus (4.13) and (4.14) give us the means to compute $I_{i,j}^\alpha$ by reducing it to the case of $I_{i,m-1-i}^1$ or $I_{i,m-1-i}^{\frac{1}{2}}$. In Lemma 4.6, we give expressions for these initial cases.

Lemma 4.4 *If $i + j = m - 1$ (i.e., $m - i - j - 1 = 0$), then*

$$I_{i,j}^\alpha = (\lambda + 2\alpha + j + 2)I_{i-1,j+1}^\alpha - \frac{2\lambda}{j+1} \frac{d}{d\lambda} I_{i-1,j+1}^\alpha + \lambda(i-1) \left(1 + \frac{2\alpha}{j+1}\right) I_{i-2,j+2}^\alpha.$$

Proof The property that $i + j = m - 1$ means (from Definition 4.1) that the integrand has exponents α and $\alpha - 1$, but no exponents $\alpha - 2$. Lemma 4.3 gives $I_{i,j}^\alpha$ in terms of $I_{i-1,j+1}^\alpha$, $I_{i-1,j}^\alpha$, and $I_{i-2,j+2}^\alpha$. Since $(i-1) + j \neq m - 1$, we need to express this term differently if we are to have a recursion with no exponents of $\alpha - 2$. We use the observation that when $m - i - j - 1 = 0$,

$$\frac{d}{d\lambda} I_{i-1,j+1}^\alpha = (i-1)\alpha I_{i-2,j+2}^\alpha + (j+1)(\alpha-1)I_{i-1,j}^\alpha,$$

which comes from differentiating under the integral sign. Combining this with Lemma 4.3, the lemma is proved. \square

Lemma 4.5 *Assume inductively that*

$$I_{i_0, j_0}^\alpha = A_i(\lambda)U(\lambda) + B_i(\lambda)U'(\lambda),$$

for $0 \leq i_0 < i$ and $i_0 + j_0 = m - 1$, where the A_{i_0} and B_{i_0} are polynomials, and U and U' are as in Theorem 4.3. If $i + j = m - 1$, then we have

$$A_i = (\lambda + n - i)A_{i-1} - \frac{2\lambda}{m-i}A'_{i-1} + \lambda(i-1)\frac{n-i-1}{m-i}A_{i-2} - \frac{m-1}{2(m-i)}B_{i-1},$$

$$B_i = (\lambda + n - i)B_{i-1} - \frac{2\lambda}{m-i}B'_{i-1} + \lambda(i-1)\frac{n-i-1}{m-i}B_{i-2} - \frac{2\lambda A_{i-1} + (\lambda + 1)B_{i-1}}{m-i}.$$

Proof This follows directly from Lemma 4.4 and the differential equation satisfied by U : $2\lambda U'' - (\lambda + 1)U' - \frac{m-1}{2}U = 0$. (See 13.1.1 in [1]). \square

Lemma 4.6 *For $n - m$ odd, the initial case $\alpha = 1$ is a multiple of a Laguerre polynomial,*

$$I_{i, m-1-i}^1 = \frac{mi!}{2(m+1)!} L_i^{(m+2-i)}(-\lambda),$$

and $L_n^{(\alpha)}(-x) = \sum_{m=0}^n \binom{n+\alpha}{n-m} x^m$ is the generalized Laguerre polynomial. For $n - m$ even, using the notation of Lemma 4.5, the initial case $\alpha = 1/2$ is a combination of Laguerre polynomials and Tricomi functions,

$$\begin{aligned} I_{i, m-1-i}^{\frac{1}{2}} &= A_i U + B_i U', \\ A_i &= \frac{\Gamma((m+1)/2)i!}{(m-1)!\sqrt{2\pi}} L_i^{(m+1-i)}(-\lambda), \\ B_i &= \frac{-2\lambda\Gamma((m+1)/2)i!}{(m-1)(m-1)!\sqrt{2\pi}} L_{i-1}^{(m+2-i)}(-\lambda), \end{aligned}$$

Proof This is proved by induction. From (4.8) and Theorem 4.2,

$$I_{0, m-1}^1 = I_{m-1, 0}^0 = mk_{m, m+1}^{-1}/2.$$

We then proceed by induction using Lemma 4.4 and two identities for Laguerre polynomials: $\lambda L_{n-2}^{(\alpha+2)}(-\lambda) + (\alpha + 1 + \lambda)L_{n-1}^{(\alpha+1)}(-\lambda) = nL_n^{(\alpha)}(-\lambda)$ and $\frac{d}{d\lambda}L_n^{(\alpha)}(-\lambda) = L_{n-1}^{(\alpha+1)}(-\lambda)$. This completes the odd case.

For $n - m$ is even, we note from (4.8) and Theorem 4.1

$$I_{0,m-1}^{1/2} = I_{m-1,0}^{-1/2} = \frac{m\Gamma(m)}{2^{m-1/2}\Gamma(m/2)}U.$$

Again, we continue by induction using Lemma 4.5 and the two identities above for Laguerre polynomials. □

4.6 The pdf of λ_{\min} for $W(m, m + 2)$ and $W(m, m + 3)$

The pdf of λ_{\min} when $n - m = 2$ and 3 follows from Lemma 4.6.

Corollary 4.1 *The pdf of the smallest eigenvalue of a matrix from $W(m, m + 2)$, is*

$$f_{\lambda_{\min}}(\lambda) = \frac{\Gamma(\frac{m+1}{2})}{\sqrt{2\pi}} \left[L_{m-1}^{(2)}(-\lambda)U\left(\frac{m-1}{2}, -\frac{1}{2}, \frac{\lambda}{2}\right) + \frac{\lambda}{2}L_{m-2}^{(3)}(-\lambda)U\left(\frac{m+1}{2}, \frac{1}{2}, \frac{\lambda}{2}\right) \right].$$

The pdf of the smallest eigenvalue of a matrix from $W(m, m + 3)$, is

$$f_{\lambda_{\min}}(\lambda) = \frac{1}{2(m+1)}L_{m-1}^{(3)}(-\lambda).$$

4.7 Summary

We list all the pdf's which we know exactly in Table 4.1. Other pdf's can be computed using the recursion formulas given in Section 4.4. In Appendix A, we provide Mathematica programs for such computations.

Table 4.1: The pdf of λ_{\min} is given by $\lambda^{(n-m-1)/2} e^{-\lambda m/2} h(\lambda)$.

$n - m$	$h(\lambda)$
0	$\frac{m}{2^{m-1/2}} \frac{\Gamma(m)}{\Gamma(m/2)} U\left(\frac{m-1}{2}, -\frac{1}{2}, \lambda/2\right)$
1	$m/2$
2	$\frac{\Gamma(\frac{m+1}{2})}{\sqrt{2\pi}} \left[L_{m-1}^{(2)}(-\lambda) U\left(\frac{m-1}{2}, -\frac{1}{2}, \frac{\lambda}{2}\right) + \frac{\lambda}{2} L_{m-2}^{(3)}(-\lambda) U\left(\frac{m+1}{2}, \frac{1}{2}, \frac{\lambda}{2}\right) \right]$
3	$\frac{1}{2(m+1)} L_{m-1}^{(3)}(-\lambda)$

The pdf's for $m = 3$ give a representative illustration of the the general case. Figure 4.1 plots the distribution functions for $m = 3$ and $n = 3, 4, \dots, 28$. One might immediately notice that the distribution gets wider as n gets larger. A special case of interest occurs when $m = n$. This case is unusual in that the pdf is infinite at 0, while for $n > m + 1$ it vanishes at 0. Another unusual feature when $m = n$ is that the pdf monotonically decreasing, while for $n > m + 1$ it is bell-shaped.

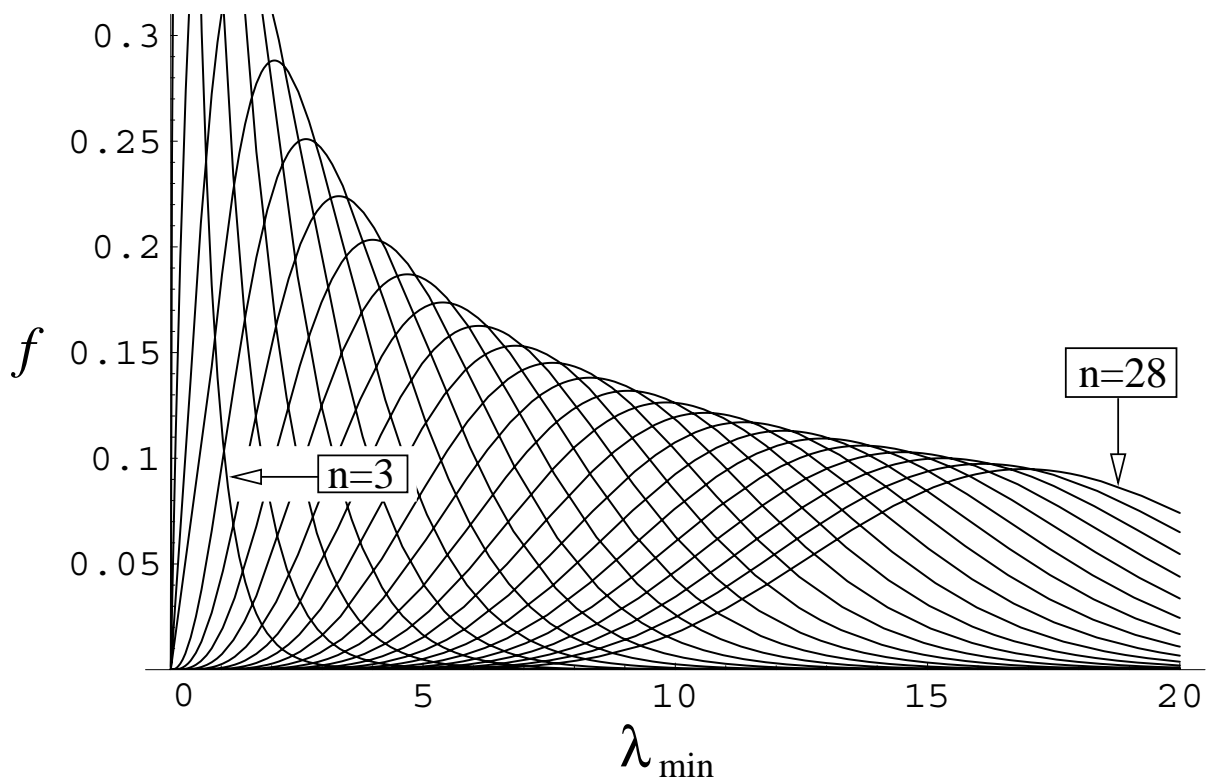


Figure 4.1: The density of λ_{\min} for $W(3, n)$, $n = 3, 4, 5, \dots, 28$

Chapter 5

Other smallest eigenvalue results

5.1 Asymptotic smallest eigenvalue for $W(m, n)$

In this section, we derive the limiting distribution of $m\lambda_{\min}$ when $m = n$ and $m \rightarrow \infty$. We further review a result by Silverstein [41] that gives the limiting distribution of λ_{\min}/m when m and n go to infinity with a fixed ratio. The first distribution describes the behavior of the smallest singular value of a random square matrix from $G(m, m)$, while the second describes the behavior for a large rectangular random matrix from $G(m, n)$.

From Theorem 4.1, we can derive the following strong convergence result.

Theorem 5.1 *The pdf of $m\lambda_{\min}$, where λ_{\min} is the smallest eigenvalue of a matrix from $W(m, m)$ converges pointwise to*

$$f(x) = \frac{1 + \sqrt{x}}{2\sqrt{x}} e^{-(x/2 + \sqrt{x})},$$

as $m \rightarrow \infty$.

Proof From Theorem 4.1, the pdf of $x = m\lambda_{\min}$ is

$$f_m(x) = \sqrt{\frac{m}{2\pi}} \Gamma\left(\frac{m+1}{2}\right) x^{-1/2} e^{-x/2} U\left(\frac{m-1}{2}, -\frac{1}{2}, \frac{x}{2m}\right).$$

The limit of $f_m(x)$ as $m \rightarrow \infty$ follows from Stirling's formula and

$$\lim_{m \rightarrow \infty} 2\pi^{-1/2} \Gamma\left(\frac{m+2}{2}\right) U\left(\frac{m-1}{2}, -\frac{1}{2}, \frac{x}{2m}\right) = (1 + \sqrt{x})e^{-\sqrt{x}},$$

which is a variation of equation 13.3.3 in [1]. □

The convergence given in Theorem 5.1 is very fast. Figure 5.1 plots $f_m(x)$, the density of $m\lambda_{\min}$ for $m = n$ with $m = 1, 2$, and ∞ . Given the proximity of these curves it would be pointless to plot any of the intermediate curves! Figure 5.2 plots the density of $\sqrt{m\lambda_{\min}}$ also for $m = 1, 2$, and ∞ . The density of $\sqrt{m\lambda_{\min}}$ has vanishing slope at the origin for all m .

When $m \neq n$, the smallest eigenvalue was described by Silverstein [41].

Proposition 5.1 *If m and n tend to infinity in such a way that m/n tends to a limit $y \in [0, 1]$, then λ_{\min} for $W(m, n)$ satisfies¹*

$$\frac{1}{n} \lambda_{\min} \xrightarrow{a.s.} (1 - \sqrt{y})^2. \tag{5.1}$$

As an example, if we take $n = 2m$ we find that λ_{\min}/n converges almost surely to $3/2 - \sqrt{2} \approx 0.09$ as $n \rightarrow \infty$. Figure 5.3 plots the density of $n\lambda_{\min}$ for $W(m, 2m)$ for $m = 3, 9, 15, 21, 27$. When $m = 27$ the density is quite narrow.²

¹Recall that “almost sure convergence” means that only a set of measure 0 of the sequences of growing matrices with m/n converging to y does not have this property.

²Equation (5.1) has been corrected on May 15, 2003 from the original version which read $\frac{1}{m} \lambda_{\min}$ as left hand side. We thank John Hudson of Nortel Networks for this correction.

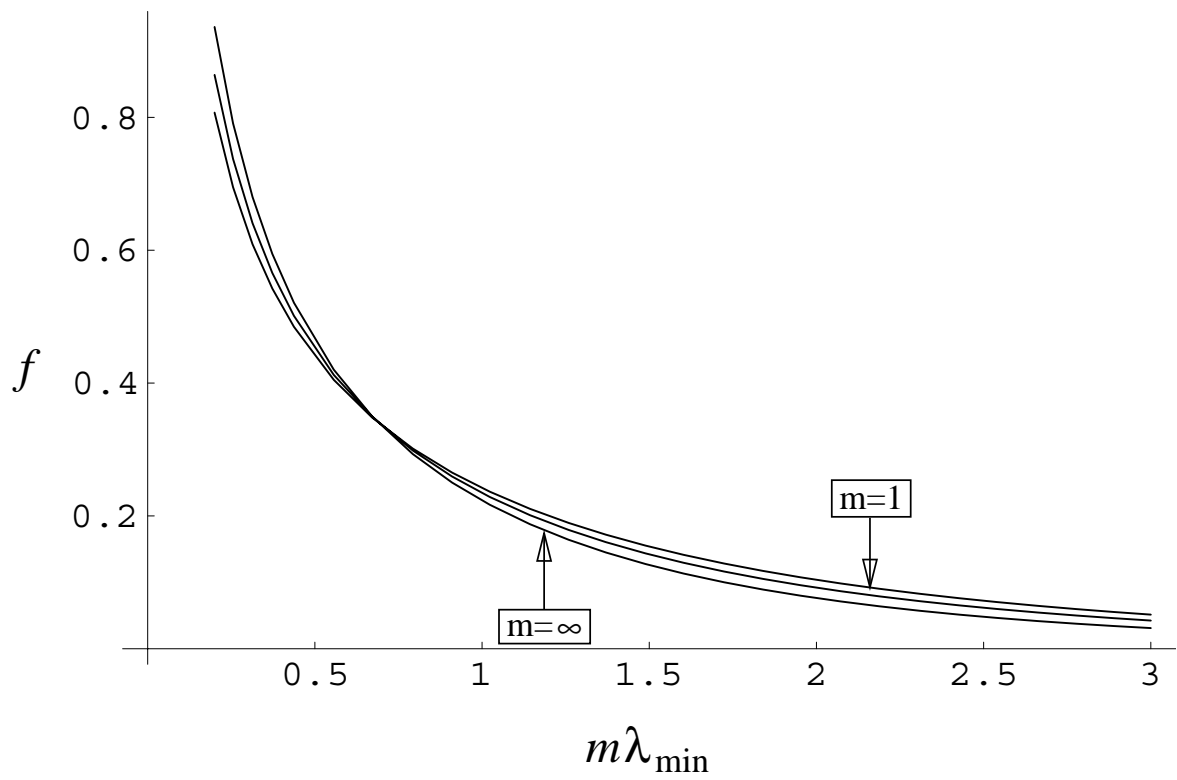


Figure 5.1: The density of $m\lambda_{\min}$ for $W(m, m)$, $m = 1, 2, \infty$

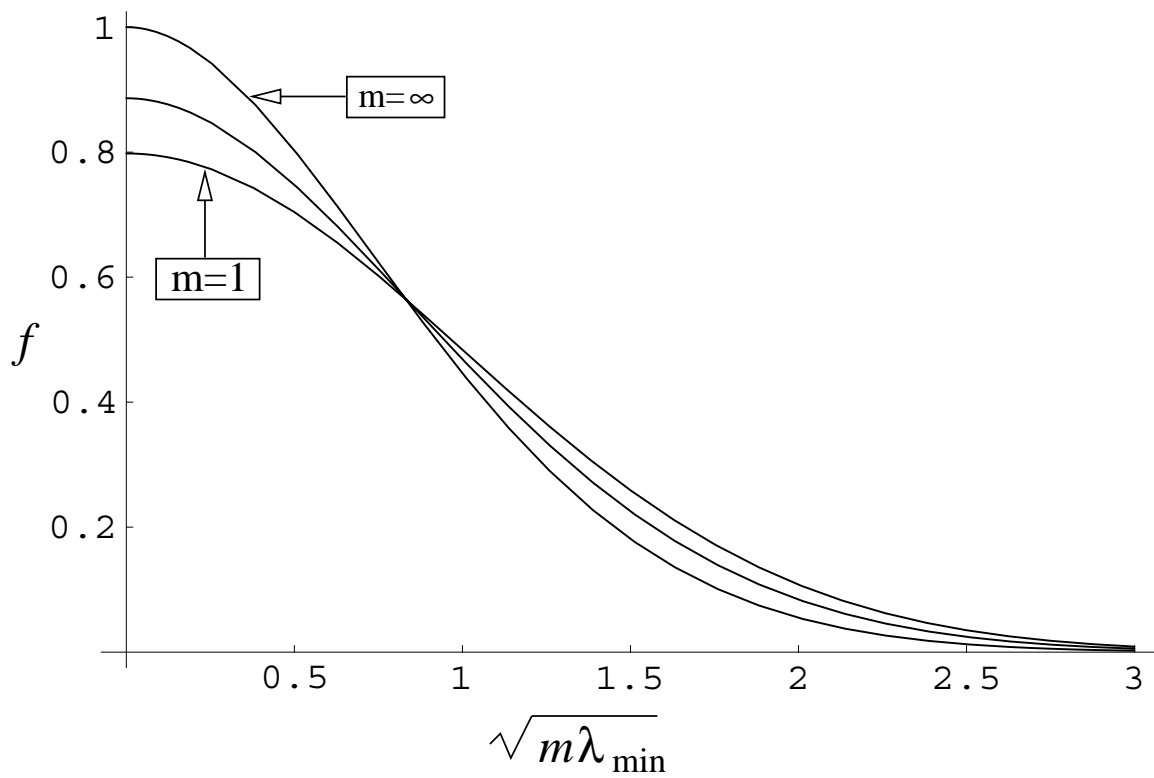


Figure 5.2: The density of $\sqrt{m\lambda_{\min}}$ for $W(m, m)$, $m = 1, 2, \infty$

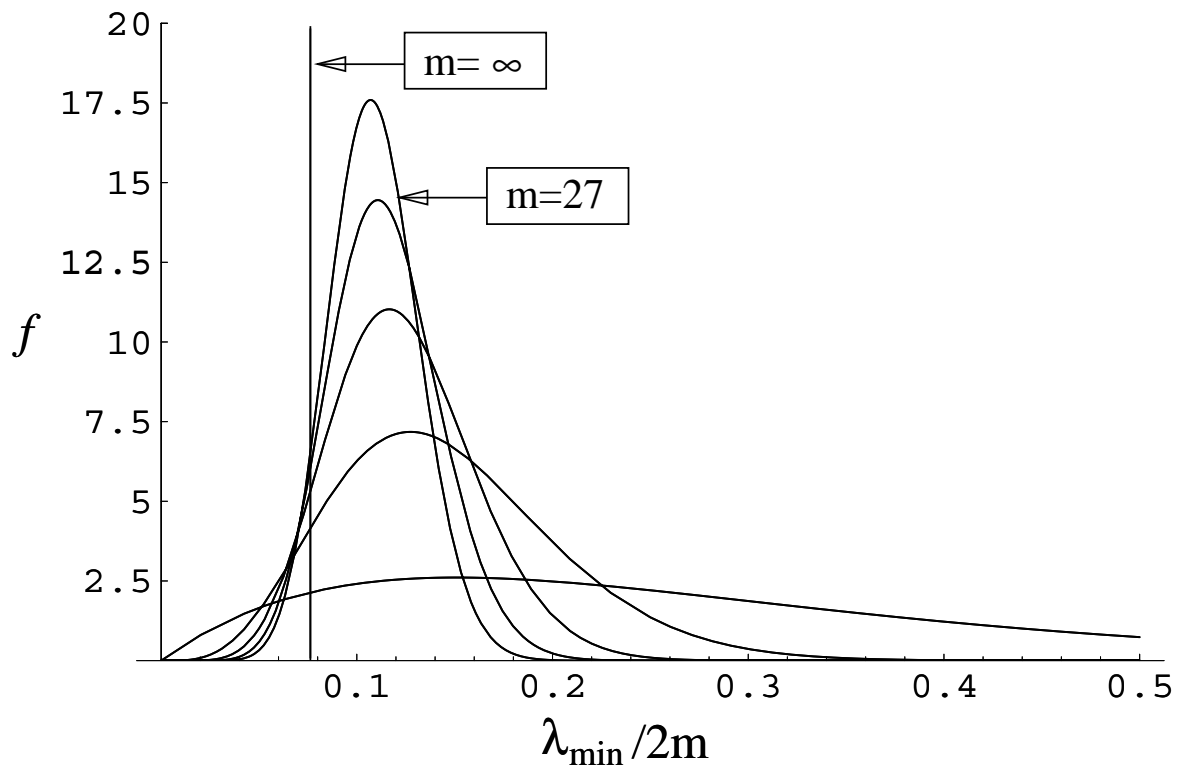


Figure 5.3: The density of $\lambda_{\min}/2m$ for $W(m, 2m)$, $m = 3, 9, 15, 21, 27$

5.2 Asymptotic geometric means of λ_{\min} for $W(m, n)$

When $n = m$, inspection of the probability density given in Theorem 4.1 shows that $E(1/\lambda_{\min})$ is infinite for all m , though we will show in Section 8.2 that $E(\lambda_{\min}) \approx 0.69/m$ for m large. In this section, we calculate $E(\log \lambda_{\min})$, whose exponential is the geometric mean of the distribution. This quantity enters into the evaluation of $E(\log \kappa)$ given in Chapter 7.

We begin with a technical result concerning the uniform integrability of the random variables $\log(\lambda_{\min})$. (See [7] p. 291 for the definition of uniform integrability.)

Lemma 5.1 *The random variables $l_m = \log(\lambda_{\min})$ where λ_{\min} is the smallest eigenvalue of a matrix from $W(m, m)$, $m=1,2,\dots$, are uniformly integrable.*

Proof The difficulties with the logarithm function occur near 0 and near ∞ . The condition of uniform integrability then becomes, for all $\epsilon > 0$ there exists a positive number δ (which will be small) and a positive number M (which will be large) such that for m sufficiently large

$$\int \log x f_m(x) dx < \epsilon,$$

where the integration is over the two intervals $[0, \delta]$ and $[M, \infty]$. Here $f_m(x)$ is as in the proof of Theorem 5.1. For $x \leq 1$, $\log x f_m(x) \leq cx^{-1/2} \log x$ for m sufficiently large. Since $cx^{-1/2} \log x$ is integrable, we can choose δ to make the integral from 0 to δ be smaller than $\epsilon/2$. The large x behavior can be even more easily bounded. \square

Theorem 5.2 *If λ_{\min} is the smallest eigenvalue of a matrix from $W(m, m)$, then as $m \rightarrow \infty$*

$$E(\log(m\lambda_{\min})) \rightarrow -2\gamma - 2e^{1/2} \int_1^{\infty} \frac{e^{-1/2y^2}}{y+1} dy \approx -1.68788\dots, \quad (5.2)$$

where $\gamma \approx 0.5772$ is Euler's constant.

Proof Using the notation of Theorem 5.1, the number we seek is

$$\lim_{m \rightarrow \infty} \int_0^{\infty} \log x f_m(x) dx.$$

From the previous lemma, we can interchange the integration and the limit since the functions

$\log xf_m(x)$ are uniformly integrable. We then obtain

$$\int_0^\infty \log x \frac{1 + \sqrt{x}}{2\sqrt{x}} e^{-(x/2 + \sqrt{x})} dx.$$

This integral can be manipulated into the integral given in (5.2) using equation 4.331.1 in [23], but we know of no simpler form. In this form, however, numerical integration is trivial.

We now turn to rectangular matrices. In the last section, we mentioned that if m and n tend to infinity in such a way that m/n tends to a limit y , then $\frac{1}{m}\lambda_{\min} \xrightarrow{a.s.} (1 - \sqrt{y})^2$. Thus we expect

Theorem 5.3 *If λ_{\min} is the smallest eigenvalue of a matrix satisfying the conditions of Proposition 5.1, then*

$$E(\log \lambda_{\min}/n) = \log(1 - \sqrt{y})^2 + o(1).$$

Proof From Proposition 5.1, it is sufficient to verify that the variables λ_{\min}/n are uniformly integrable. Let $\sigma = \lambda_{\min}/n$. All we must check is that for some ϵ and r depending on y , $\int_0^\epsilon \log xf_\sigma(x)dx$ and $\int_r^\infty \log xf_\sigma(x)dx$ vanish as $m, n \rightarrow \infty$.

First we bound $f_{\lambda_{\min}}(\lambda)$.

$$\begin{aligned} f_{\lambda_{\min}}(\lambda) &= K_{m,n} \lambda^{\frac{1}{2}(n-m-1)} e^{-\frac{\lambda}{2}} \int_{R_\lambda} e^{-\sum_{i=1}^{m-1} \frac{\lambda_i}{2}} \prod_{i < j} (\lambda_i - \lambda_j) \prod_{i=1}^{m-1} (\lambda_i - \lambda) \lambda_i^{\frac{1}{2}(n-m-1)} d\lambda_i \\ &\leq K_{m,n} \lambda^{\frac{1}{2}(n-m-1)} e^{-\frac{\lambda}{2}} \int_{R_0} e^{-\sum_{i=1}^{m-1} \frac{\lambda_i}{2}} \prod_{i < j} (\lambda_i - \lambda_j) \prod_{i=1}^{m-1} \lambda_i^{\frac{1}{2}(n-m+1)} d\lambda_i \\ &= \frac{K_{m,n}}{K_{m-1,n+1}} \lambda^{\frac{1}{2}(n-m-1)} e^{-\lambda/2}, \end{aligned}$$

and from (4.2),

$$\frac{K_{m,n}}{K_{m-1,n+1}} = \frac{\pi^{\frac{1}{2}} 2^{-\frac{1}{2}(n-m+1)} \Gamma(\frac{n+1}{2})}{\Gamma(m/2) \Gamma(\frac{n-m+1}{2}) \Gamma(\frac{n-m+2}{2})}.$$

We then have, for $\epsilon < 1 - y$,

$$0 \geq \int_0^\epsilon \log xf_\sigma(x)dx \geq \frac{K_{n,m}}{K_{n+1,m-1}} n^{\frac{1}{2}(n-m+1)} \int_0^\epsilon \log x x^{\frac{1}{2}(n-m-1)} e^{-nx/2} dx$$

$$\approx \left(\left(\frac{e\epsilon}{n(1-y)^2} \right)^{1-y} e^{-\epsilon} \right)^{n/2}.$$

Estimating the tail is much easier. Let τ have the distribution χ_{n+m-1}^2/n . According to (3.14), we can define a probability space in which $\sigma \leq \tau$, and it is a straightforward asymptotic analysis to show that the tail vanishes as $n \rightarrow \infty$.

5.3 Smallest eigenvalue results for $\tilde{W}(m, n)$

Many of the results that were derived for $W(m, n)$ have straightforward analogues for $\tilde{W}(m, n)$ which we list here.

The joint distribution of the eigenvalues of $\tilde{W}(m, n)$ was given in 3.10. We rewrite the distribution in the convenient form

$$\tilde{K}_{m,n} e^{-\frac{1}{2} \sum_{i=1}^m \lambda_i} \prod_{i=1}^m \lambda_i^{n-m} \prod_{i < j} (\lambda_i - \lambda_j)^2 d\lambda_1 \dots d\lambda_m, \quad (5.3)$$

where

$$\tilde{K}_{m,n}^{-1} = 2^{mn} \prod_{i=1}^m \Gamma(n - i + 1) \Gamma(m - i + 1). \quad (5.4)$$

With an appropriate transformation and symmetry we obtain that the pdf of λ_{\min} is

$$\frac{\tilde{K}_{m,n}}{(m-1)!} \lambda^{n-m} e^{-\lambda m/2} \int_{R_+^{m-1}} \prod_{i=1}^{m-1} (x_i + \lambda)^{n-m} \Delta^2 d\Omega, \quad (5.5)$$

where $\Delta = \prod_{1 \leq i < j \leq m-1} (x_i - x_j)$, $d\Omega = d\mu(x_1) \dots d\mu(x_{m-1})$, $d\mu(x) = x^2 e^{-x/2}$, and the integration takes place over the positive orthant, R_+^{m-1} . Compare (4.3).

The variable λ only appears within a polynomial factor in the integral in (5.5). Thus the complex version of Theorem 4.3 is in fact simpler than the real version.

Theorem 5.4 *The pdf of the smallest eigenvalue of a matrix from $\tilde{W}(m, n)$ is $c_{m,n} \lambda^{n-m} e^{-\lambda m/2} P_{m,n}(\lambda)$, where $c_{m,n}$ is a constant and $P_{m,n}(\lambda)$ is a polynomial of degree $(n - m)(m - 1)$.*

We have not worked out the recursion that these polynomials satisfy, but the initial case is trivial.

Theorem 5.5 *The distribution of the smallest eigenvalue of a matrix from $W(m, m)$ is $f_{\lambda_{\min}}(\lambda) = \frac{m}{2} e^{-\lambda m/2}$, i.e., $m\lambda_{\min}$ is exponentially distributed.*

Proof The proof is exactly the same as that of Theorem 4.2. It is perhaps surprising that the case $m = n$ is so much simpler for random complex matrices than it is for real matrices. From this formula we immediately obtain

Corollary 5.1 *The expected logarithm of the smallest eigenvalue of a matrix from $\tilde{W}(m, m)$ is $E(\log(m\lambda_{\min})) = \log 2 - \gamma = 0.11593\dots$*

Proof The appropriate integral is Equation 4.352 in [23].

We now turn to the case of large rectangular complex matrices. The result of Silverstein (Proposition 5.1) has a complex version:

Proposition 5.2 *If m and n tend to infinity in such a way that m/n tends to a limit $y \in [0, 1]$, then λ_{\min} for $\tilde{W}(m, n)$ satisfies*

$$\frac{1}{m}\lambda_{\min} \xrightarrow{a.s.} 2(1 - \sqrt{y})^2. \quad (5.6)$$

As in the real case, the expected logarithm does not misbehave, so we conclude:

Theorem 5.6 *If A is a matrix satisfying the conditions of Proposition 5.2, then*

$$E(\log \lambda_{\min}/n) = \log(1 - \sqrt{y})^2 + o(1).$$

Chapter 6

Largest eigenvalue results

6.1 Asymptotic largest eigenvalue for $W(m, n)$

The largest eigenvalue of a Wishart matrix (or the largest singular value of a Gaussian matrix) is much easier to describe than the smallest eigenvalue. In particular, it is no longer necessary to distinguish between the cases $m = n$ and $m \neq n$. As we did in Proposition 5.1, we wish to take large matrices $W(m, n)$ for which m/n tends to a limit $y \in [0, 1]$. We cover the case $m = n$ by taking $y = 1$. We have another result from Silverstein [41],

Proposition 6.1 *If m and n tend to infinity in such a way that m/n tends to a limit $y \in [0, 1]$, then λ_{\max} for $W(m, n)$ satisfies*

$$\frac{1}{n}\lambda_{\max} \xrightarrow{a.s.} (1 + \sqrt{y})^2 . \tag{6.1}$$

It is interesting to check Proposition 6.1 experimentally. Taking $y = 1$ ($m = n$, the proposition states that $\frac{1}{m}\lambda_{\max}$ converges in probability to 4. With $m = 100$, we computed λ_{\max}/m for 1000 matrices. Figure 6.1 plots the empirical distribution function, which is quite close to a step function with step at 4.

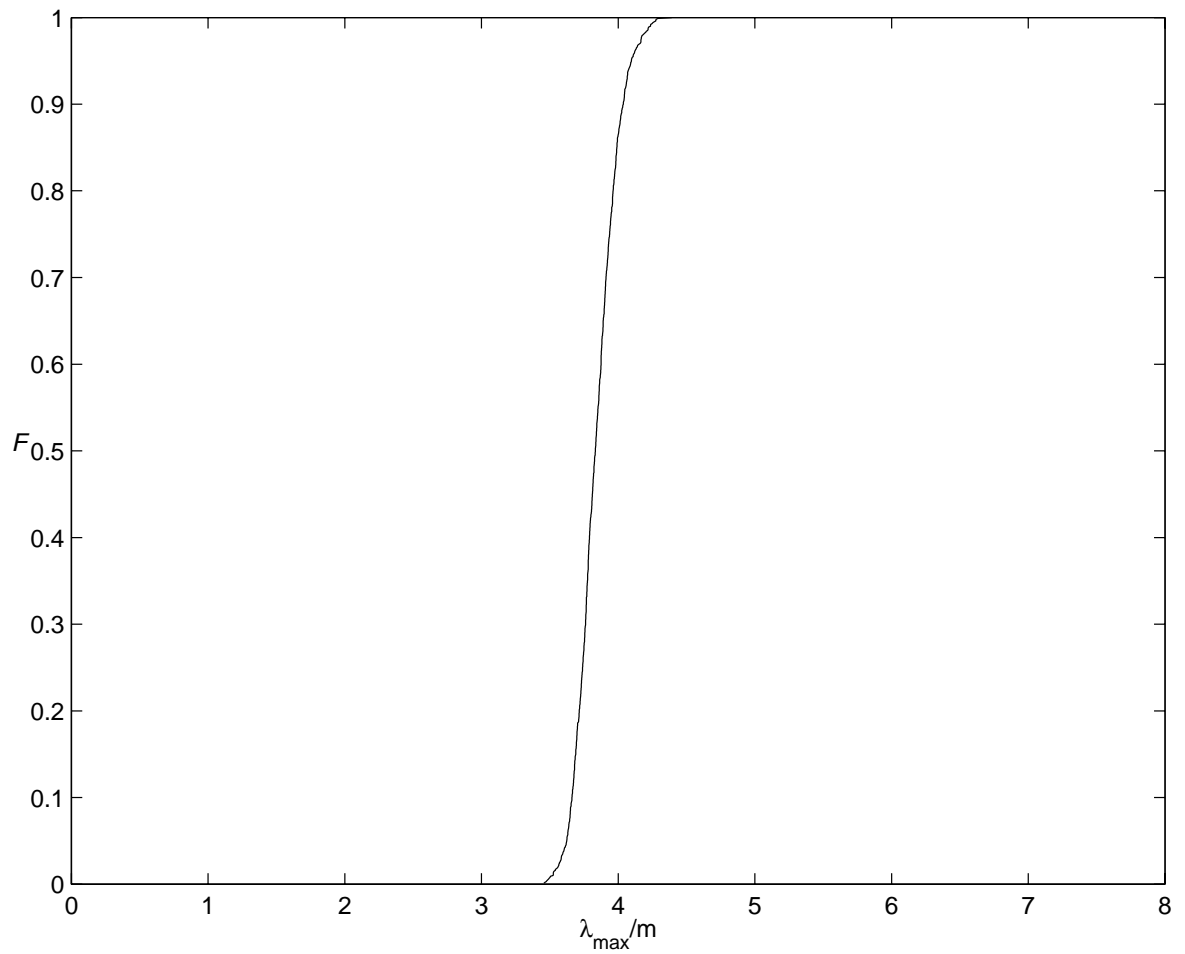


Figure 6.1: The empirical cdf of λ_{\max}/m for $W(m, m)$, $m = 100$

6.2 Asymptotic geometric means of λ_{\max} for $W(m, n)$

The next theorem gives the geometric mean of λ_{\max} in an analogous manner to the way Theorem 5.2 obtains the geometric mean of λ_{\min} . This is, of course, twice the geometric mean of the largest singular value of the corresponding Gaussian matrix.

Theorem 6.1 *If m and n tend to infinity in such a way that m/n tends to a limit $y \in [0, 1]$, then*

$$E(\log \lambda_{\max}/n) = \log(1 + \sqrt{y})^2 + o(1).$$

Proof First we bound the pdf of \max , $f_{\lambda_{\max}}(\lambda)$:

$$f_{\lambda_{\max}}(x) \leq \frac{K_{m,n}}{K_{m-1,n-1}} x^{\frac{1}{2}(n+m-3)} e^{-x/2} = \frac{\pi^{1/2} 2^{\frac{1-n-m}{2}}}{\Gamma(n/2)\Gamma(m/2)} x^{\frac{1}{2}(n+m-3)} e^{-x/2}. \quad (6.2)$$

This bound was derived for $m = n$ in [49] by manipulating (4.1). The same techniques work more generally.

Now let σ denote λ_{\max}/n , and let $f_{\sigma}(x), F_{\sigma}(x)$ be the corresponding probability density function and cumulative density function. We break up $E(\log \sigma) = \int_0^{\infty} \log x f_{\sigma}(x) dx$ into three integrals:

$$\int_0^{\epsilon} + \int_{\epsilon}^r + \int_r^{\infty}$$

for values of ϵ and r depending on y , but not n . By Lemma 4.1, the middle integral approaches $\log(1 + \sqrt{y})^2$, and we proceed to show that the other integrals vanish in the limit.

Step 1: \int_0^{ϵ}

Let τ be the random variable defined by $\frac{1}{n}(x_n^2 + y_{m-1}^2)$. Considering the first column of (3.14) we have $\|M\| = \|X\|^2 = \lambda_{\max} \geq x_n^2 + y_{m-1}^2$, i.e. $\sigma \geq \tau$. It follows that $F_{\sigma}(x) \leq F_{\tau}(x)$. Integrating by parts,

$$0 \geq \int_0^1 \log x f_{\sigma}(x) dx = - \int_0^1 \frac{F_{\sigma}(x)}{x} dx \geq - \int_0^1 \frac{F_{\tau}(x)}{x} dx = \int_0^1 \log x f_{\tau}(x) dx .$$

The terms $\log x F_{\tau}(x)$ and $\log x F_{\sigma}(x)$ produced by the integration by parts vanish as $x \rightarrow 0$. The former can be verified by using the fact that τ has the distribution $n^{-1} \chi_{n+m-1}^2$, and the latter follows from the former.

To complete the argument we take $m = m_n$, and let $k = n + m_n - 1$, so that τ has the distribution χ_k^2/n , and $f_\tau(x) = \frac{(n/2)^{k/2}}{\Gamma(k/2)} x^{k/2-1} e^{-nx/2}$. Then,

$$0 \geq \int_0^\epsilon \log x f_\tau(x) dx \geq \frac{(n/2)^{k/2}}{\Gamma(k/2)} \int_0^\epsilon (\log x) x^{k/2-1} \approx \left(\frac{e\epsilon}{1+y}\right)^{k/2}.$$

Here the \approx indicates that only the exponential behavior is kept as $n \rightarrow \infty$. (Computing the asymptotics of this integral is routine but not obvious. A good reference is [6], chapter 6.) By choosing any $\epsilon < (1+y)/e$, we have the desired result.

Step 2: \int_r^∞

For the singularity of the logarithm at ∞ we use Lemma 4.2, the fact that $f_\sigma(x) = nf_{\lambda_{\max}}(nx)$, and a standard asymptotic analysis.

For $r > 1+y$,

$$\begin{aligned} \int_r^\infty f_\sigma(x) \log x dx &\leq \int_r^\infty x f_\sigma(x) dx = \int_{rn/2}^\infty (4x/n) f_{\lambda_{\max}}(2x) dx \\ &\leq \frac{\frac{2}{n}\pi^{1/2}}{\Gamma(n/2)\Gamma(m_n/2)} \int_{rn/2}^\infty x^{\frac{n+m_n-1}{2}} e^{-x} dx \\ &\approx (e^{-r}(er)^{1+y}y^{-y})^{n/2}. \end{aligned}$$

Here again, \approx indicates that only the exponential behavior is kept as $n \rightarrow \infty$. By taking r (depending on y) sufficiently large, we conclude step 2. □

6.3 Largest eigenvalue results for $\tilde{W}(m, n)$

In Section 5.3, we obtained the analogues of the smallest eigenvalue results for complex matrices. Here we do the same for the largest eigenvalue results. Unlike the smallest eigenvalue case, there are no surprises here, and we omit the proofs.

Proposition 6.2 *If m and n tend to infinity in such a way that m/n tends to a limit y , then λ_{\max} for $\tilde{W}(m, n)$ satisfies*

$$\frac{1}{m} \lambda_{\max} \xrightarrow{a.s.} 2(1 + \sqrt{y})^2. \quad (6.3)$$

Theorem 6.2 *With the assumptions of Proposition 6.2,*

$$E(\log \lambda_{\max}/n) = \log 2(1 + \sqrt{y})^2 + o(1).$$

Chapter 7

Condition numbers

7.1 Limiting condition number distributions, as $n \rightarrow \infty$

With the theory of the smallest and largest eigenvalue of Wishart matrices now developed, we can describe the limiting condition number distribution of matrices from $G(n, n)$ and $\tilde{G}(n, n)$. We consider the following theorem to be one of the principal contributions of this thesis:

Theorem 7.1 *If κ is the condition number of a matrix from $G(n, n)$, then the pdf of κ/n converges pointwise to the pdf*

$$f(x) = \frac{2x + 4}{x^3} e^{-2/x - 2/x^2}$$

as $n \rightarrow \infty$. Moreover,

$$E(\log \kappa) = \log n + c + o(1)$$

as $n \rightarrow \infty$, where $c \approx 1.537$.

Proof From Proposition 6.1, we know $\frac{1}{n} \lambda_{\max} \xrightarrow{a.s.} 4$, and Theorem 5.1 gives the limiting distribution for $n \lambda_{\min}$. The distribution of the ratio of these quantities, κ^2/n^2 , converges by a standard probability argument. The appropriate change of variables gives the limiting pdf of κ/n . The expected logarithm result follows from Theorem 5.2 and Theorem 6.1. Taking the exponential, we obtain $\exp(\log(\kappa)) = 4.65n + o(n)$.

Corollary 7.1 *If κ is the condition number of a matrix from $G(n, n)$, then*

$$\lim_{n \rightarrow \infty} P(\kappa/n < x) = e^{-2/x - 2/x^2}.$$

Figure 2.1 plots the pdf given in Theorem 7.1. Figure 2.5.a is a histogram based on MATLAB computations of the condition numbers of 25,000 matrices with iid elements from a standard normal distribution with $n = 75$. The data support the claim that the formulas in Theorem 7.1 and Corollary 7.1 work very well for reasonably large values of n . Figure 2.5.b and Figure 2.5.c are histograms also based on the condition numbers of 25,000 matrices with $n = 75$ and iid elements from the uniform distribution $[-1, 1]$ and the discrete distribution $\{-1, 1\}$, respectively. The data suggest that Theorem 7.1 is robust under changes of distribution with mean 0. We have a partial proof that we hope to complete that this is so, but for now, we will state this as conjecture. We will also state as conjecture the distribution of the condition number when the mean is not 0.

Conjecture 7.1 *If κ is the condition number of a matrix with iid elements that have mean 0 and finite variance, then the pdf of κ/n converges pointwise to the pdf given in Theorem 7.1. Furthermore, if κ is the condition number of a matrix with iid elements that have mean μ and standard deviation σ , then the pdf of $\frac{2\sigma}{\mu} \kappa/n^{3/2}$ also converges pointwise to the pdf given in Theorem 7.1.*

The conjecture can be understood intuitively as follows. The first statement says that for large n , any distribution with mean 0 behaves like a normal distribution with mean 0. This is related to the central limit theorem. The second statement is based on the fact that the largest singular value of a random matrix with elements that have mean μ is μn , while the smallest singular value appears to only depend on the standard deviation, not the mean.

Figure 2.5.d illustrates what happens when we take the condition number of a matrix with iid elements, but a non-zero mean. Here the histogram is based on 25,000 samples of the random variable $\frac{2}{\sqrt{3}} \kappa/n^{3/2}$, where the matrices have iid elements from the uniform distribution $[0, 1]$ and $n = 75$.

We turn now to the case of complex matrices.

Theorem 7.2 *If κ is the condition number of a matrix from $\tilde{G}(n, n)$, then the pdf of κ/n converges pointwise to the pdf*

$$f(x) = \frac{8}{x^3} e^{-4/x^2}$$

as $n \rightarrow \infty$. Moreover,

$$E(\log \kappa) = \log n + \frac{1}{2}\gamma + \log 2 + o(1) \approx \log n + 0.982$$

as $n \rightarrow \infty$.

Proof The pdf follows from Theorems 5.5 and 6.2, while the expected logarithm follows from Theorems 5.6 and 6.2.

Corollary 7.2 *If κ is the condition number of a matrix from $\tilde{G}(n, n)$, then as $n \rightarrow \infty$*

$$P(\kappa/n < x) = e^{-4/x^2}.$$

The rectangular matrix result is

Theorem 7.3 *If κ is the condition number of a matrix from $G(m, n)$ or $\tilde{G}(m, n)$, where m depends on n in such a way that $\lim_{k \rightarrow \infty} m/n = y \in [0, 1]$, then κ converges almost surely to $\frac{1+\sqrt{y}}{1-\sqrt{y}}$ as $n \rightarrow \infty$. Moreover,*

$$E(\log \kappa) = \log \frac{1 + \sqrt{y}}{1 - \sqrt{y}} + o(1)$$

as $n \rightarrow \infty$.

The convergence follows trivially from Propositions 5.1, 5.2, 6.1, and 6.2. The expected logarithm of the condition number follows from Theorems 5.3 and 5.6 for λ_{\min} and Theorems 6.1 and 6.2 for λ_{\max} .

7.2 Exact expressions for $m = 2$

It is possible to integrate (4.1) and (5.3) against the condition number to get the exact distributions of the condition numbers of real and complex $2 \times n$ matrices. We spare the reader the details and just give the results.

The pdf of the condition number of matrices from $G(2, n)$ is

$$f(x) = (n-1)2^{n-1} \frac{x^2 - 1}{(x^2 + 1)^n} x^{n-2} . \quad (7.1)$$

When the matrices are from $\tilde{G}(2, n)$, the pdf of the condition number is

$$f(x) = 2 \frac{\Gamma(2n)}{\Gamma(n)\Gamma(n-1)} \frac{x^{2n-3}(x^2-1)^2}{(x^2+1)^{2n}} . \quad (7.2)$$

We can use (7.1) and (7.2) to evaluate the integrals giving the expected condition numbers.

The result is

Theorem 7.4 *If κ is the condition number of a matrix from $G(2, n)$, then*

$$E(\log \kappa) = \frac{1}{2} \sqrt{\pi} \frac{\Gamma(\frac{n-1}{2})}{\Gamma(n/2)} .$$

If the matrix is from $\tilde{G}(2, n)$, then

$$E(\log \kappa) = \log 2 + \frac{1}{2} - \sum_{k=2}^{n-1} \frac{1}{4^k} \binom{2k}{k} \frac{1}{k-1} .$$

We can also obtain the exact distribution for the smaller and the larger eigenvalues:

Theorem 7.5 *If λ_{\min} and λ_{\max} are the extreme eigenvalues of a matrix from $W(2, n)$ and β denotes $(n-1)/2$, then the pdf of λ_{\min} is*

$$f_{\lambda_{\min}}(\lambda) = K_{n,2} e^{-\lambda} \left(2\lambda^\beta e^{-\lambda/2} + 2^\beta (2\beta - \lambda) \Gamma(\beta, \lambda/2) \right)$$

and the pdf of λ_{\max} is

$$f_{\lambda_{\max}}(\lambda) = K_{n,2} e^{-\lambda/2} \lambda^{\beta-1} \left(2\lambda^\beta e^{-\lambda/2} - 2^\beta (2\beta - \lambda) \gamma(\beta, \lambda/2) \right) .$$

A similar result for $\tilde{W}(2, n)$ could be calculated.

7.3 Demmel's condition number

As mentioned in Section 2.1, Demmel [15] has been interested in the distribution of $\kappa_D = \|A\|_F \|A^{-1}\|_2$ when A is $G(n, n)$ or $\tilde{G}(n, n)$. As mentioned in Section 2.2, this condition number has been used for a sphericity test in multivariate statistics. Demmel observed that the distributions of these random matrices, when considered as elements of \mathbf{R}^{n^2} and \mathbf{R}^{2n^2} , spherically symmetric as are the condition numbers κ_D . Furthermore, the condition number is scale invariant, so there is no loss in generality in assuming that A is distributed uniformly on the unit sphere $\|A\|_F = 1$. It remains to understand the distribution of $\|A^{-1}\|_2$, or equivalently, the distribution of the smallest singular value of A .

We use the same theory that we used to obtain the distribution of the smallest eigenvalue of Wishart Matrices. To make this concrete, let W_D be the random matrix AA^T , where A is a real matrix uniformly distributed on the unit sphere in \mathbf{R}^{n^2} . Let \tilde{W}_D be AA^H , where A is a complex matrix which can be thought of as uniformly distributed on the unit sphere in \mathbf{R}^{2n^2} .

Lemma 7.1 *The joint density of the elements of a matrix from W_D is proportional to*

$$\delta(\text{tr}(W) - 1)(\det W)^{-1/2},$$

while for \tilde{W}_D it is proportional to

$$\delta(\text{tr}(\tilde{W}) - 1),$$

where δ is the Dirac delta function.

Proof Since A is uniformly distributed on the sphere, its joint density is proportional to $\delta(\text{tr}(AA^T) - 1)$ in the real case and $\delta(\text{tr}(AA^H) - 1)$ in the complex case. We then perform the same two-step calculation indicated in the diagram before Lemma 3.2 and obtain the indicated results. In fact, it would be no more difficult to consider m by n matrices whose mn elements are uniformly distributed on the unit sphere. \square

From this lemma and Theorem 3.2, we conclude

Proposition 7.1 *The joint density of the n eigenvalues of W , $\lambda_1 \geq \dots \geq \lambda_n$, $\sum_{i=1}^n \lambda_i = 1$, is proportional to $\prod_{i=1}^n \lambda_i^{-1/2} \prod_{i < j} (\lambda_i - \lambda_j)$ while the joint density of the eigenvalues of \tilde{W} is proportional to $\prod_{i < j} (\lambda_i - \lambda_j)^2$.*

The above result for the real case is due to Bartlett (1951) and referred to in [40], where the integrals are evaluated in terms of two dimensional integrals. We will use an alternate method to obtain an expression for the pdf of λ_{\min} . Notice that λ_{\min} cannot exceed $1/n$ since the sum of the n eigenvalues is 1.

Lemma 7.2 *The pdf of the smallest eigenvalue λ_{\min} of W is proportional to*

$$\lambda^{-1/2} \int_{S_{\lambda}^{n-1}} \Delta \prod_{i=1}^{n-1} \{(x_i + \lambda)^{-1/2} x_i\} ds, \quad (7.3)$$

where $\Delta = \prod_{1 \leq i < j \leq n-1} |x_i - x_j|$, the integration takes place over the simplex $S_{\lambda}^{n-1} = \{(x_1, \dots, x_{n-1}) : x_i \geq 0, \sum_{i=1}^{n-1} x_i = 1 - n\lambda\}$, and ds is the volume element on this simplex. Similarly, the pdf of the smallest eigenvalue λ_{\min} of W is proportional to

$$\int_{S_{\lambda}^{n-1}} \Delta^2 \prod_{i=1}^{n-1} x_i^2 ds. \quad (7.4)$$

We do not know how to perform the integral to obtain a simpler expression for the distribution for W , but for \tilde{W} , the integral is relatively easy:

Theorem 7.6 *The pdf of the smallest eigenvalue of a complex matrix defined by AA^H , where A is uniformly distributed on the sphere $\|A\|_F = 1$, is*

$$f_{\lambda_{\min}}(\lambda) = (n^3 - n)(1 - n\lambda)^{n^2-2}.$$

Proof We make the change of variables $y_i = (1 - n\lambda)x_i$ and discover that the integral (7.4) becomes $(1 - n\lambda)^{n^2-2}$ times a quantity that is independent of λ . The $n^2 - 2$ factors of $(1 - n\lambda)$ have the following origins: $n^2 - 3n + 2$ from Δ^2 , $2n - 2$ from $\prod x_i^2$, and $n - 2$ from the volume element. Thus the pdf is a constant times $(1 - n\lambda)^{n^2-2}$. Lastly, the constant is chosen so that the integral on $[0, 1/n]$ is unity. \square

Corollary 7.3 *If λ_{\min} is the smallest eigenvalue of a complex matrix defined by AA^H where A is uniformly distributed on the sphere $\|A\|_F = 1$, then*

$$P(\lambda_{\min} \geq x) = (1 - nx)^{n^2-1}, \quad 0 < x < 1/n.$$

We then obtain an exact formula for the distribution that Demmel estimated,

Theorem 7.7 *If κ_D is Demmel's condition number of a complex matrix A that is uniformly distributed on the sphere $\|A\|_F = 1$, then*

$$P(\kappa_D \geq x) = 1 - (1 - n/x^2)^{n^2-1}, \quad x > \sqrt{n}.$$

Proof This follows from the previous corollary since $\kappa_D^2 = 1/\lambda_{\min}$. □

7.4 The tails of the condition number distributions

In the previous sections, we described the behavior of the condition numbers but said little about the probability that a matrix with a large condition number may appear. Here we will approximate the condition numbers for square matrices in order to get a sense of the tails of the distributions.

There are four random condition numbers that we find interesting. Let κ and $\tilde{\kappa}$ denote the 2-norm condition numbers of matrices from $G(n, n)$ and $\tilde{G}(n, n)$ respectively. Since we are only considering $n \times n$ matrices we omit the dependence on n in the notation. The other two condition numbers are the Demmel condition numbers defined in Section 7.3. Let κ_D and $\tilde{\kappa}_D$ denote the Demmel condition number in the real and complex cases as above. We chart the condition numbers and relate them to the eigenvalues of the corresponding Wishart matrix in the table below.

$G(n, n)$	$\tilde{G}(n, n)$
$\kappa = \sqrt{\frac{\lambda_{\max}}{\lambda_{\min}}}$	$\tilde{\kappa} = \sqrt{\frac{\lambda_{\max}}{\lambda_{\min}}}$
$\kappa_D = \sqrt{\frac{\sum \lambda_i}{\lambda_{\min}}}$	$\tilde{\kappa}_D = \sqrt{\frac{\sum \lambda_i}{\lambda_{\min}}}$

In the tables that follow, we consistently use the above ordering: real vs. complex in the columns and 2-norm vs. Demmel's norm in the rows.

The numbers in the table below are the values that the indicated expressions converge to almost surely as $n \rightarrow \infty$.

	$W(n, n)$	$\tilde{W}(n, n)$
$\frac{1}{n} \lambda_{\max}$	4	8
$\frac{1}{n^2} \sum_{i=1}^n \lambda_i$	1	2

The first row is (6.1) and (6.3). The second row is derived from the law of large numbers and the observation that the trace of a Wishart matrix has the $\chi_{n^2}^2$ distribution in the real case and the $\chi_{2n^2}^2$ in the complex case. Replacing these convergence results with equality, we define four approximate condition numbers:

$G(n, n)$	$\tilde{G}(n, n)$
$\kappa' = \sqrt{\frac{4n}{\lambda_{\min}}}$	$\tilde{\kappa}' = \sqrt{\frac{8n}{\lambda_{\min}}}$
$\kappa'_D = \sqrt{\frac{n^2}{\lambda_{\min}}}$	$\tilde{\kappa}'_D = \sqrt{\frac{2n^2}{\lambda_{\min}}}$

These approximate condition numbers are defined with the point of view that the numerators are merely normalizing factors. (See [56] p.191.)

Directly from the definition of these condition numbers we have the following justification of our approximation:

Lemma 7.3 *As $n \rightarrow \infty$, κ/κ' , κ_D/κ'_D , $\tilde{\kappa}/\tilde{\kappa}'$, and $\tilde{\kappa}_D/\tilde{\kappa}'_D$ all converge almost surely to 1.*

The approximate condition numbers only depend on λ_{\min} . Thus it becomes necessary to investigate the probability that λ_{\min} is small.

Lemma 7.4 *As $\lambda \rightarrow 0$, $P(\lambda_{\min} < \lambda) \sim \sqrt{\lambda n}$ if M has the distribution $W(n, n)$ and $P(\lambda_{\min} < \lambda) \sim \lambda n/2$ if M has the distribution $\tilde{W}(n, n)$.*

Proof The real result comes from analyzing the formula given in Theorem 4.1. The complex result is trivial since $n\lambda_{\min}$ has the distribution χ_2^2 according to Theorem 5.5.

Theorem 7.8 As $x \rightarrow \infty$,

$G(n, n)$	$\tilde{G}(n, n)$
$P(\kappa' > x) \sim 2n/x$	$P(\tilde{\kappa}' > x) \sim 4n^2/x^2$
$P(\kappa'_D > x) \sim n^{3/2}/x$	$P(\tilde{\kappa}'_D > x) \sim n^3/x^2$

Proof Combine the small λ behavior described in Lemma 7.4 with the definitions of our condition numbers. The results follow from the obvious change of variables.

In the complex Demmel case, we can compare our results with those known for the exact condition number. We have for all n , $P(\tilde{\kappa}_D > x) \sim (n^3 - n)/x^2$ as $x \rightarrow \infty$, while we have $P(\tilde{\kappa}'_D > x) \sim n^3/x^2$ as $x \rightarrow \infty$. The difference is negligible for all but very small n .

Chapter 8

Moments of λ_{\min} for $W(m, n)$

8.1 Computation of the moments

From the form of the pdf of λ_{\min} given in Theorem 4.3, we can obtain expected values and other moments of the distribution in closed form in terms of hypergeometric functions. Let

$$\begin{aligned}\rho &= \left(\frac{2}{m}\right)^{\beta+1} \Gamma(\beta+1), \\ f(z) &= {}_2F_1\left(\frac{m-1}{2}, z+1/2, m/2+z+3/2, 1-1/m\right), \\ g(z) &= {}_2F_1\left(\frac{m+1}{2}, z+1/2, m/2+z+3/2, 1-1/m\right).\end{aligned}$$

Then,

$$\begin{aligned}\int_0^\infty \lambda^\beta e^{-\lambda m/2} d\lambda &= \rho, \\ \int_0^\infty \lambda^\beta e^{-\lambda m/2} U\left(\frac{m-1}{2}, -\frac{1}{2}, \frac{\lambda}{2}\right) d\lambda &= \frac{\rho \Gamma(\beta + \frac{5}{2})}{\Gamma(\beta + \frac{m}{2} + 2)} f\left(\beta + \frac{1}{2}\right), \\ \int_0^\infty \lambda^\beta e^{-\lambda m/2} \frac{d}{d\lambda} U\left(\frac{m-1}{2}, -\frac{1}{2}, \frac{\lambda}{2}\right) d\lambda &= -\frac{m-1}{4} \frac{\rho \Gamma(\beta + \frac{3}{2})}{\Gamma(\beta + \frac{m}{2} + 2)} g\left(\beta + \frac{1}{2}\right).\end{aligned}$$

These integrals can be obtained by taking Laplace transforms and interchanging the order of integration. Since integrations of this form are documented in [23] (see formula 7.621.6), we merely list the results.

We derived a further set of formulas that allows us to reduce the hypergeometric functions

$f(z)$ and $g(z)$ into a simpler form.

Lemma 8.1 *The hypergeometric functions defined above can be computed using the following formulas*

$$\begin{aligned}
f(k) &= k(2 - 1/m)(k + (m + 1)/2)f(k - 1) - \frac{(k + (m - 1)/2)(k + (m + 1)/2)}{(k - 1/2)(k + 1)(1 - 1/m)}f(k - 2), \\
g(k) &= (2k - 1 + (1 - k)/m)(k + (m + 1)/2)g(k - 1) - \frac{(k + (m - 1)/2)(k + (m + 1)/2)}{k(k - 1/2)(1 - 1/m)}g(k - 2), \\
f(-1) &= \frac{m - 1}{2}(1 - 1/m)^{-(m-1)/2}B((m - 1)/2; 3/2; 1 - 1/m), \\
f(0) &= (m + 1)\sqrt{m}/2m, \\
g(0) &= \frac{m + 1}{2}(1 - 1/m)^{-(m+1)/2}B((m + 1)/2; 1/2; 1 - 1/m), \\
g(1) &= \frac{m(m + 3)}{m - 1}(g(0) - (m + 1)/2\sqrt{m}),
\end{aligned}$$

where B denotes the incomplete Beta function, $B(\mu; \nu; x)$.

Proof Though there are many relationships involving hypergeometric functions ([1] and [43]), we have not seen any of the two term recurrences listed in the literature and derived the formulas ourselves. The derivations of all these formulas are tedious, and we omit them.

If m is odd, the two Beta functions can be expressed in the form $p + q\sqrt{m}$ where p and q are rational. (See formula 58:4:10 in [43]). Though we do not rewrite the formula here, it is used in the Mathematica programs in Appendix A.

We conclude from these formulas and Theorem 4.3 that

Theorem 8.1 *If m and n are of opposite parity, then all the moments of the pdf of λ_{\min} are rational. If m and n are odd, the moments take the form $p + q\sqrt{m}$ where p and q are rational.*

One might wonder what happens when m and n are even. In this case, the Beta function above can be expressed in terms that involve an arcsine (See 58:4:11 in [43]). Since Mathematica is capable of calculating the Beta function, we saw no reason to exploit this possibility.

8.2 Expected values when $n - m = 0, 1,$ and 3

In the special cases $n - m = 0, 1,$ and 3 (but not 2), we have the exact expected values of the smallest eigenvalue of a matrix from $G(m, n)$. Table 8.1 lists these expected values and their asymptotics. The expected value integral for $n - m = 1$ is trivial from Theorem 4.2,

Table 8.1: $E(\lambda_{\min})$ for $n - m = 0, 1,$ and 3

$n - m$	$E(\lambda_{\min})$	$m \rightarrow \infty$
0	$\frac{8}{\sqrt{m(m+1)(m+3)}} {}_2F_1\left(\frac{m-1}{2}, \frac{3}{2}; \frac{m+5}{2}; 1 - \frac{1}{m}\right)$	$\sqrt{8}U(3/2, -1/2, 1/2)/m \approx 0.6886409/m$
1	$2/m$	$2/m$
3	$\frac{8}{m^3} \binom{m+2}{3} {}_2F_1(1 - m, 3; 4; -2/m)$	$(e^2 - 1)/m \approx 6.389056/m$

while when $n - m = 0$ or 3 , the integrals can be found in [23]. The asymptotics are most readily calculated from the integral forms for the hypergeometric functions. Particularly useful formulas are 60:3:3 (which has a typographical error in our edition) and 48:3:5 in [43]. We could use the same formulas to further derive exact expressions for all of the moments of these distributions, but in these tables, we content ourselves with merely the expected value. We know of no simple formula for the expected value integral when $n - m = 2$, and we believe that it may not be obtainable as a hypergeometric function of one variable.

Table 8.2, gives five correct digits for the expected value for $n = m$. We also performed a few MATLAB experiments with 1000 $n \times n$ matrices. We found typically that averaging the data from 1000 matrices would give at best two digits, which we included in the table.

Appendix B gives the expected values of λ_{\min} for $m \leq 25$ and $m - n \leq 25$. We computed the exact expressions symbolically and then asked Mathematica to compute the numerical values to 22 decimal places. We then rounded the answers to ten decimal places.

The expected value for fixed m is asymptotic to n as $n \rightarrow \infty$. The explanation is the Law of Large Numbers. For large n , the matrix $\frac{1}{n}AA^T$ has diagonal elements which are almost surely 1 since these elements are the means of n independent variables with mean value 1. Similarly

Table 8.2: $E(\lambda_{\min})$ when $m = n$

m	$E(\lambda_{\min})$	experimental
1	1.00000	1.01
2	0.42920	0.46
3	0.26795	0.25
4	0.19387	0.20
5	0.15164	0.15
6	0.12443	0.12
7	0.10547	0.10
8	0.091510	0.091
9	0.080804	0.080
10	0.072336	0.0723
100	0.0069209	
1000	0.00068899	
10000	0.000068868	

the off-diagonal elements are means of n independent variables with mean value 0.

Chapter 9

Random matrices and orthogonal polynomials

We describe in this chapter some interesting relationships between random matrices and orthogonal polynomials. We show that Wishart matrices are associated with Laguerre polynomials, while Gaussian ensembles are associated with Hermite polynomials. The list would not be complete without the third set of classical polynomials, the Jacobi polynomials. They are also associated with eigenvalues of a class of random matrices which we will describe.

9.1 The random matrix associated with a weight function

We recall that if $w(x)$ is a non-negative function on a (possibly infinite) interval $[a, b]$, then we can define a sequence of orthogonal polynomials $p_n(x)$ of degree n by the condition

$$\int_a^b p_k(x)p_n(x)w(x)dx = 0, \text{ if } k \neq n.$$

The three classical weight function classes are

	$w(x)$	$[a, b]$	$p_n(x)$
Laguerre	$x^\alpha e^{-x}$	$x \in [0, \infty)$	$L_n^{(\alpha)}(x)$
Hermite	e^{-x^2}	$x \in (-\infty, \infty)$	$H_n(x)$
Jacobi	$(1-x)^\alpha(1+x)^\beta$	$x \in [-1, 1]$	$P_n^{(\alpha, \beta)}(x)$.

Through a linear change of variables, we may also define Laguerre, Hermite, and Jacobi polynomials on other intervals as well.

We are now ready to define the random matrix associated with a weight function. Let $w(x)$ be a weight function on an interval $[a, b]$, and let \mathcal{S} be the set of symmetric matrices whose spectrum is inside this interval. For $S \in \mathcal{S}$, the scalar function of a matrix argument $f(S) = \det(w(S))$ is well-defined and is invariant under orthogonal similarity transformations of S . By normalizing w so that

$$\int_{\mathcal{S}} f(S) dS = 1,$$

we can consider \mathcal{S} to be a probability space. We then introduce

Definition 9.1 *If $w(x)$ is a weight function on $[a, b]$, and \mathcal{S} is the probability space of symmetric matrices whose eigenvalues are in $[a, b]$ with the probability measure described above, we say that the matrices in \mathcal{S} have the random matrix distribution associated with $w(x)$.*

We immediately have the analogous definition for Hermitian matrices, which we will also use. In the following, we will not be concerned with whether $w(x)$ has been normalized, and we will allow for linear changes of variables as well.

Theorem 9.1 *The real and complex Wishart matrix distributions are associated with (rescaled) Laguerre weight functions, while the Gaussian ensembles are associated with (rescaled) Hermite weight functions.*

Proof From Lemma 3.2, if A is $W(m, n)$, then $2A$ is associated with the Laguerre weight function $x^{(n-m-1)/2}e^{-x}$, while if A is $\tilde{W}(m, n)$ then $2A$ is associated with the Laguerre weight function $x^{n-m}e^{-x}$. From Lemma 3.1, if A is from the *GOE*, then $\sqrt{2}A$ is associated with the Hermite weight function, while if A is from the *GUE*, then it is associated with the Hermite weight function.

The only attempt at the kind of generality given in Definition 9.1 of which we are aware is the short article [32], which compares the random matrices associated with Hermite polynomials with those associated with Legendre polynomials. That Wishart matrices are associated with Laguerre polynomials appears to have never been observed.

9.2 Characteristic polynomial

One compact way to all the eigenvalues of a matrix is through its characteristic polynomial, $P_S(t) = \det(tI - S)$. For a random matrix S , we can ask for the average characteristic polynomial, $P(t) = E(P_S(t))$. The roots of this polynomial well deserve to be considered a typical set of eigenvalues for the random matrix at hand. So far as we know, the results in this section are new.

For random n by n Hermitian matrices associated with a weight function $w(x)$, the average characteristic polynomial is the nicest result it could be; it is the orthogonal polynomial of degree n defined by $w(x)$:

Theorem 9.2 *Let a random n by n Hermitian matrix S be associated with a weight function w . Then the average characteristic polynomial is the monic orthogonal polynomial of degree n defined by the weight function w .*

Proof This follows immediately from Theorem 3.2 (3.9), the fact that the characteristic polynomial is defined to be monic, and the following well-known formula from [46]:

Proposition 9.1 *Let $w(x)$ be a weight function on an interval $[a, b]$. Then*

$$p_n(t) = \int_{[a,b]^n} \prod_{i=1}^n (t - \lambda_i) \prod_{i < j} (\lambda_i - \lambda_j)^2 \prod_{i=1}^n w(\lambda_i) d\lambda_i$$

defines orthogonal polynomials of degree n with weight function w .

From Theorems 9.1 and 9.2, we have

Corollary 9.1 *The average characteristic polynomials for matrices from $\tilde{W}(m, n)$ and the GUE are*

$$\begin{aligned} \tilde{W}(m, n) & L_m^{n-m}(x/2) \\ \text{GUE} & H_n(x). \end{aligned}$$

For real symmetric matrices, we unfortunately do not have as general a theory as in Theorem 9.2, though we believe this would be a fruitful topic of further research. In particular, it would

be very useful to understand

$$p_n^{(\omega)}(t) = \int_{[a,b]^n} \prod_{i=1}^n (t - \lambda_i) \prod_{i < j} |\lambda_i - \lambda_j|^\omega \prod_{i=1}^n (w(\lambda_i) d\lambda_i) \quad (9.1)$$

for arbitrary β , especially $\beta = 1$. It is possible, however, to compute $p_n^{(\omega)}(t)$ when the weight function $w(x)$ is one of the classical weight functions:

Lemma 9.1 *The polynomial $p_n^{(\omega)}(t)$ defined in (9.1) is proportional to*

$$\begin{aligned} P_n^{(\alpha', \beta')}(t) & \text{ if } w(x) = (1-x)^\alpha(1+x)^\beta \text{ on } [-1, 1], \\ L_n^{(\alpha')}(\frac{2}{\omega}t) & \text{ if } w(x) = x^\alpha e^{-x} \text{ on } [0, \infty], \\ H_n(\sqrt{\frac{2}{\omega}}t) & \text{ if } w(x) = e^{-x^2} \text{ on } [-\infty, \infty], \end{aligned}$$

where $\alpha' = -1 + 2(\alpha + 1)/\omega$ and $\beta' = -1 + 2(\beta + 1)/\omega$.

Proof The Jacobi result appears in [4]. The Laguerre and Hermite results do not appear in the literature, but can be derived from the Jacobi result using Equations (5.3.4) and (5.6.3) in [46]. We have derived an alternative proof of this lemma by verifying that in each case, the multivariate integral satisfies the differential equation for the polynomial. These proofs are similar in flavor to the proof we gave of Theorem 4.1, so we omit them. We suspect a yet simpler proof of this lemma might be obtained by taking the Laplace transform in t , because the classical orthogonal polynomials have simple Laplace transforms, though we have not pursued this idea.

We now consider another set of random matrices that arise in the multivariate analysis of variance (MANOVA). Let A be a matrix from $W(m, n_1)$ and B be from $W(m, n_2)$. Then we will say the matrix $C = A(A + B)^{-1}$ is $W(m, n_1, n_2)$. Since $C = (I + AB^{-1})^{-1}$, it is positive definite with all eigenvalues on the interval $[0, 1]$. It is cleaner to work with the symmetric matrix $S = A^{-1/2}CA^{1/2}$, which has the same eigenvalues and is invariant under orthogonal similarity transformations. The joint density of the elements of the random matrix S can be given as $c \det w(S)$ where $w(x) = x^{\frac{1}{2}(n_1 - m - 1)}(1 - x)^{\frac{1}{2}(n_2 - m - 1)}$. (See [2], p. 529.) Thus these matrices are associated with the Jacobi weight function rescaled to the interval $[0, 1]$.

Theorem 9.3 *The average characteristic polynomials for matrices from $W(m, n)$, the GOE,*

and $W(m, n_1, n_2)$ are

$$\begin{array}{ll}
 W(m, n) & L_m^{(n-m)}(x) \\
 GOE & H_n(x) \\
 W(m, n_1, n_2) & P_m^{(n_1-m, n_2-m)}(1-2x)
 \end{array}$$

Proof The proof follows from Lemma 9.1 and Theorem 9.1. □

The following MATLAB instructions give a simple way to test these formulas:

```

rand('normal')
ph=zeros(1,8); pl=ph; pj=ph;
for j=1:10000, a=rand(7);s=.5*(a+a');ph=ph+poly(s);end
for j=1:10000, a=rand(7);s=a*a';pl=pl+poly(s);end
for j=1:10000, a=rand(7);s=a*a';b=rand(7);t=b*b';pj=pj+poly(s/(s+t));end

```

In the three cases below we list normalized results of the MATLAB experiment on the left and the coefficients of the true polynomials (normalized to be integers) on the right. The coefficients are written sequentially with that of the highest order term in the first row.

<i>Hermite</i>		<i>Laguerre</i>		<i>Legendre</i>	
ph	H_7	pl	L_7	pj	P_7
128.0	128	-1.0	-1	3432.0	3432
-3.5	0	49.0	49	-11995.3	-12012
-1337.2	-1344	-880.8	-882	16580.5	16632
27.4	0	7300.7	7350	-11490.3	-11550
3340.6	3360	-28906.8	-29400	4168.2	4200
-25.8	0	51226.3	52920	-748.6	-756
-1686.6	-1680	-33492.1	-35280	55.5	56
38.8	0	4530.4	5040	-1.0	1

9.3 The mode

Another notion of the most likely distribution of the eigenvalues is given by the set of numbers that maximize the joint density function. Unlike the characteristic polynomial viewpoint which

we believe to be new, this has been noticed by the physicists for the cases of the GOE and the GUE.

We start with another proposition from [46].

Proposition 9.2 *The set of λ_i that maximize the expression*

$$T(\lambda_1, \dots, \lambda_n) = \prod_{i=1}^n w(\lambda_i) \prod_{i < j} |\lambda_i - \lambda_j|,$$

where $w(x)$ is a Jacobi, Laguerre, or Hermite weight function, is given by the roots of an orthogonal polynomial with respect to the same type of weight function.

See ([46], p.140) for the details relating the weight function $w(x)$ with the orthogonal polynomial whose roots provide the maximum.

The conclusion to be reached is the following table listing the orthogonal polynomial whose roots maximize the joint density of the eigenvalues, when there is a maximum.

$W(m, n)$	$L_m^{(n-m-2)}(x)$
$\tilde{W}(m, n)$	$L_m^{(n-m-1)}(x/2)$
GOE	$H_n(x)$
GUE	$H_n(x)$.

We find it curious that the mode and expected characteristic polynomial differ slightly in the Wishart case, but are exactly identical for the Gaussian ensembles. This makes us wonder whether the roots of Hermite polynomials may somehow be related to the behavior of the Riemann zeta function. (See Section 2.4.)

Appendix A

Mathematica programs

Our Mathematica programs for computing the distribution of the smallest eigenvalue of a Wishart matrix and the moments of the distribution follow. We have separated the even and odd cases, though they could in fact be merged into one routine with some “If” statements. Users should be careful not to try to calculate both cases at once with these programs.

```

(*****
(***** Smallest Eigenvalue of Wishart Matrices *****)
(*****          n-m odd          *****)
(*****          Alan Edelman    3/89          *****)
(*****

p[m_,n_] := p[m,n] = If[n==m+1,1,
    Block[{s},
        (s[-1]=0; s[0] = p[m,n-2];
        s[i_] := s[i] = Expand[(1+n-i)s[i-1]-2l/(m-i)D[s[i-1],1]
            + l(i-1)((n-i-1)/(m-i))s[i-2]];
        s[m-1]])]

c[m_,n_] := m Product[Gamma[j/2]/Gamma[(j+m)/2],{j,2,n-m}] *
    2^(m(1+m-n)/2-1)

(* Calculate zth moment of W(m,n) *)
moment[m_,n_,z_] := c[m,n] * CoefficientList[p[m,n],1].
    Table[(2/m)^(z+k+1+(n-m-1)/2) Gamma[z+k+1+(n-m-1)/2],{k,0,(m-1)(n-m-1)/2}]

(*****
(***** Smallest Eigenvalue of Wishart Matrices *****)
(*****          n-m even          *****)
(*****          Alan Edelman    3/89          *****)
(*****

(* Here we compute an ordered pair of polynomials Q and R as
    described in Chapter 4; we denote the pair by q *)

(* n=m *)
q[m_,m_] := {1,0}

twobytwo[m_] := {{0,(m-1)/2},{2l,1+1}}

(* n > m *)
q[m_,n_] := q[m,n] = Block[{s},
    (s[-1] = {0,0}; s[0] = q[m,n-2];
    s[i_] := s[i] = Expand[ (1+n-i)s[i-1]-2l/(m-i)D[s[i-1],1]
        + l(i-1)((n-i-1)/(m-i))s[i-2]-twobytwo[m].s[i-1]/(m-i)];
    s[m-1]])]

(* Calculate zth moment of W(m,n) *)
moment[m_,m_,z_] := Simplify[c[m,m] * Sqrt[(2/m)^(2z+1)] gr[m,z+m/2](z+1)f[m,z]]
moment[m_,n_,z_] := (Print[q[m,n]]; Simplify[c[m,n] * (
    CoefficientList[q[m,n][[1]],1].
    Table[Sqrt[(2/m)^(2z+2k+n-m+1)] gr[m,z+k+n/2](z+k+(n-m)/2+1)f[m,z+k+(n-m)/2],
        {k,0,(m-1)(n-m)/2,1}])

```

```

-(m-1)/4*CoefficientList[q[m,n][[2]],1].
Table[Sqrt[(2/m)^(2z+2k+n-m+1)]gr[m,z+k+n/2]g[m,z+k+(n-m)/2],
{k,0,(m-1)(n-m)/2,1}]]

(* We use l on the next line to denote z+k+n/2 *)
gr[m_,l_]:=gr[m,l]=Gamma[1+1-m/2]Gamma[1+(-m+1)/2]/Gamma[m/2+1+(-m+3)/2]

c[m_,m_]:=m Gamma[(m+1)/2] / Sqrt[2Pi]
c[m_,n_]:=m Product[Gamma[j/2]/Gamma[(j+m)/2],{j,2,n-m}]*Sqrt[2^(m(n-1))]

(* These are the f and g functions of section 5, when m is odd
they are computed exactly, otherwise they are left in terms of Betas *)
f[m_,-1]:=f[m,-1]=If[EvenQ[m],
(m-1)/2 (1-1/m)^(-(m-1)/2) Beta[1-1/m,(m-1)/2,3/2],
Simplify[(m-1)/2 Sqrt[(1-1/m)^(-(m-1))] *
Sum[(-1)^j((m-3)/2)!/j!/((m-3)/2-j)!
(1-Sqrt[m^(-(2j+3))])/(j+3/2),{j,0,(m-3)/2}]]]
f[m_,0]:=f[m,0]=(m+1)*Sqrt[m]/2/m
f[m_,k_]:=f[m,k]=Simplify[
(k(2-1/m)(k+(m+1)/2)f[m,k-1]-
(k+(m-1)/2)(k+(m+1)/2)f[m,k-2])/
((k-1/2)(1-1/m)(k+1))]
g[m_,0]:=g[m,0]=If[EvenQ[m],
(m+1)/2 (1-1/m)^(-(m+1)/2) Beta[1-1/m,(m+1)/2,1/2],
Simplify[(m+1)/2 Sqrt[(1-1/m)^(-(m+1))] *
Sum[(-1)^j((m-1)/2)!/j!/((m-1)/2-j)!
(1-Sqrt[m^(-(2j+1))])/(j+1/2),{j,0,(m-1)/2}]]]
g[m_,1]:=g[m,1]=(g[m,0]-(m+1)/(2Sqrt[m]))m(m+3)/(m-1)
g[m_,k_]:=g[m,k]=Simplify[
((2k-1+(1-k)/m)(k+(m+1)/2)g[m,k-1]-
(k+(m-1)/2)(k+(m+1)/2)g[m,k-2])/
(k(k-1/2)(1-1/m))]

```

Appendix B

Table of expected values

We tabulate $E(\lambda_{\min})$ for matrices from $W(m, n)$ for $2 \leq m \leq 25$ and $0 \leq n - m \leq 25$. The tables were computed to 22 significant places and then chopped to ten digits after the decimal point. Unlike standard numerical calculations, we had the expected values in an exact symbolic form, and thus it would have required little more work to compute 100 significant digits.

n	m=2		n	m=3		n	m=4	
2	0.42920	36732	3	0.26794	91924	4	0.19386	69492
3	1.00000	00000	4	0.66666	66666	5	0.50000	00000
4	1.64380	55098	5	1.14532	36690	6	0.88171	34535
5	2.33333	33333	6	1.67901	23456	7	1.31875	00000
6	3.05475	68872	7	2.25346	00587	8	1.79852	99628
7	3.80000	00000	8	2.85962	50571	9	2.31261	16071
8	4.56388	30351	9	3.49136	49631	10	2.85500	70562
9	5.34285	71428	10	4.14428	69481	11	3.42128	78999
10	6.13436	84145	11	4.81512	31731	12	4.00807	04176
11	6.93650	79365	12	5.50136	57834	13	4.61270	04251
12	7.74780	52559	13	6.20104	09819	14	5.23305	06344
13	8.56709	95671	14	6.91256	25619	15	5.86738	50439
14	9.39345	56939	15	7.63463	32629	16	6.51426	51192
15	10.22610	72261	16	8.36617	61781	17	7.17248	30335
16	11.06441	68149	17	9.10628	57451	18	7.84101	30065
17	11.90784	77078	18	9.85419	18999	19	8.51897	50858
18	12.75594	28659	19	10.60923	33212	20	9.20560	76928
19	13.60830	93377	20	11.37083	70985	21	9.90024	64731
20	14.46460	63584	21	12.13850	30368	22	10.60230	77679
21	15.32453	61449	22	12.91179	13689	23	11.31127	55311
22	16.18783	66763	23	13.69031	30120	24	12.02669	08511
23	17.05427	59614	24	14.47372	17549	25	12.74814	34726
24	17.92364	74344	25	15.26170	79269	26	13.47526	48690
25	18.79576	62205	26	16.05399	32198	27	14.20772	25338
26	19.67046	60775	27	16.85032	64164	28	14.94521	52378
27	20.54759	68694	28	17.65047	98383	29	15.68746	90600
28			29			30		
29			30			31		
30			31			32		
31			32			33		
32			33			34		
33			34			35		
34			35			36		
35			36			37		
36			37			38		
37			38			39		
38			39			40		
39			40			41		
40			41			42		
41			42			43		
42			43			44		
43			44			45		
44			45			46		
45			46			47		
46			47			48		
47			48			49		
48			49			50		
49			50			51		
50			51			52		
51			52			53		
52			53			54		
53			54			55		
54			55			56		
55			56			57		
56			57			58		
57			58			59		
58			59			60		
59			60			61		
60			61			62		
61			62			63		
62			63			64		
63			64			65		
64			65			66		
65			66			67		
66			67			68		
67			68			69		
68			69			70		
69			70			71		
70			71			72		
71			72			73		
72			73			74		
73			74			75		
74			75			76		
75			76			77		
76			77			78		
77			78			79		
78			79			80		
79			80			81		
80			81			82		
81			82			83		
82			83			84		
83			84			85		
84			85			86		
85			86			87		
86			87			88		
87			88			89		
88			89			90		
89			90			91		
90			91			92		
91			92			93		
92			93			94		
93			94			95		
94			95			96		
95			96			97		
96			97			98		
97			98			99		
98			99			100		
99			100					
100								

n	m=5		n	m=6		n	m=7	
5	0.15163	83427	6	0.12443	41749	7	0.10547	25222
6	0.40000	00000	7	0.33333	33333	8	0.28571	42857
7	0.71765	48409	8	0.60542	71012	9	0.52371	54716
8	1.08825	60000	9	0.92736	29890	10	0.80839	56410
9	1.50106	56933	10	1.29000	25081	11	1.13193	23711
10	1.94856	39884	11	1.68673	30432	12	1.48851	80375
11	2.42523	57127	12	2.11257	47590	13	1.87368	43823
12	2.92689	13163	13	2.56366	14015	14	2.28389	92217
13	3.45025	85950	14	3.03691	77175	15	2.71630	95644
14	3.99272	34899	15	3.52984	87205	16	3.16856	99712
15	4.55215	82326	16	4.04039	64542	17	3.63872	35095
16	5.12680	32872	17	4.56683	94337	18	4.12511	66562
17	5.71518	38047	18	5.10772	01146	19	4.62633	69196
18	6.31604	89953	19	5.66179	13630	20	5.14116	61301
19	6.92832	71645	20	6.22797	61562	21	5.66854	48153
20	7.55109	17322	21	6.80533	67155	22	6.20754	45893
21	8.18353	51199	22	7.39305	04993	23	6.75734	64476
22	8.82494	83888	23	7.99039	12777	24	7.31722	34894
23	9.47470	51501	24	8.59671	40299	25	7.88652	70064
24	10.13224	87016	25	9.21144	27595	26	8.46467	51679
25	10.79708	16322	26	9.83406	05679	27	9.05114	37324
26	11.46875	73400	27	10.46410	14913	28	9.64545	83574
27	12.14687	30488	28	11.10114	37344	29	10.24718	81838
28	12.83106	40135	29	11.74480	40188	30	10.85594	04444
29	13.52099	86745	30	12.39473	28285	31	11.47135	59041
30	14.21637	45776	31	13.05061	03850	32	12.09310	49796

n	m=8		n	m=9		n	m=10	
8	0.09150	97954	9	0.08080	35714	10	0.07233	55653
9	0.25000	00000	10	0.22222	22222	11	0.20000	00000
10	0.46151	96969	11	0.41257	36025	12	0.37304	04473
11	0.71673	11774	12	0.64387	80726	13	0.58455	30642
12	1.00888	20636	13	0.91025	49030	14	0.82937	21482
13	1.33285	48256	14	1.20717	17360	15	1.10346	08797
14	1.68464	22272	15	1.53102	70970	16	1.40357	16270
15	2.06102	82827	16	1.87889	33531	17	1.72703	52508
16	2.45938	12163	17	2.24834	76088	18	2.07162	11316
17	2.87751	26503	18	2.63735	50957	19	2.43543	96181
18	3.31357	83268	19	3.04418	58566	20	2.81687	15791
19	3.76600	60646	20	3.46735	35262	21	3.21451	61001
20	4.23344	22226	21	3.90556	93055	22	3.62715	07720
21	4.71471	11079	22	4.35770	66875	23	4.05370	09721
22	5.20878	36624	23	4.82277	39753	24	4.49321	57239
23	5.71475	29409	24	5.29989	25622	25	4.94484	84626
24	6.23181	46503	25	5.78827	95487	26	5.40784	15261
25	6.75925	15224	26	6.28723	36745	27	5.88151	35139
26	7.29642	06311	27	6.79612	38175	28	6.36524	88867
27	7.84274	29995	28	7.31437	95075	29	6.85848	93333
28	8.39769	50102	29	7.84148	30349	30	7.36072	65504
29	8.96080	12483	30	8.37696	28383	31	7.87149	61581
30	9.53162	84953	31	8.92038	79254	32	8.39037	25418
31	10.10978	06538	32	9.47136	31341	33	8.91696	44497
32	10.69489	44335	33	10.02952	50854	34	9.45091	12170
33	11.28663	56620	34	10.59453	87070	35	9.99187	95082
35								
36								
37								
38								
39								
40								
41								
42								
43								
44								
45								
46								
47								
48								
49								
50								
51								
52								
53								
54								
55								
56								
57								
58								
59								
60								
61								
62								
63								
64								
65								
66								
67								
68								
69								
70								
71								
72								
73								
74								
75								
76								
77								
78								
79								
80								
81								
82								
83								
84								
85								
86								
87								
88								
89								
90								
91								
92								
93								
94								
95								
96								
97								
98								
99								
100								
101								
102								
103								
104								
105								
106								
107								
108								
109								
110								
111								
112								
113								
114								
115								
116								
117								
118								
119								
120								
121								
122								
123								
124								
125								
126								
127								
128								
129								
130								
131								
132								
133								
134								
135								
136								
137								
138								
139								
140								
141								
142								
143								
144								
145								
146								
147								
148								
149								
150								
151								
152								
153								
154								
155								
156								
157								
158								
159								
160								
161								
162								
163								
164								
165								
166								
167								
168								
169								
170								
171								
172								
173								
174								
175								
176								
177								
178								
179								
180								
181								
182								
183								
184								
185								
186								
187								
188								
189								
190								
191								
192								
193								
194								
195								
196								
197								
198								
199								
200								
201								
202								
203								
204								
205								
206								
207								
208								
209								
210								
211								
212								
213								
214								
215								
216								
217								
218								
219								
220								
221								
222								
223								
224								
225								
226								
227								
228								
229								
230								
231								
232								
233								
234								
235								
236								
237								
238								
239								
240								
241								
242								
243								
244								
245								
246								
247								
248								
249								
250								
251								
252								
253								
254								
255								

n	m=14		n	m=15		n	m=16	
14	0.05095	68663	15	0.04744	92130	16	0.04439	30078
15	0.14285	71428	16	0.13333	33333	17	0.12500	00000
16	0.26975	92161	17	0.25230	73055	18	0.23697	87425
17	0.42740	27205	18	0.40052	30533	19	0.37683	27319
18	0.61247	84415	19	0.57497	46818	20	0.54181	78817
19	0.82230	40167	20	0.77321	09593	21	0.72968	48225
20	1.05464	65296	21	0.99317	92498	22	0.93854	01424
21	1.30761	24117	22	1.23312	90389	23	1.16676	10162
22	1.57957	33412	23	1.49154	70620	24	1.41293	79112
23	1.86911	35462	24	1.76711	11141	25	1.67583	37845
24	2.17499	08255	25	2.05865	57950	26	1.95435	37743
25	2.49610	68584	26	2.36514	63283	27	2.24752	19758
26	2.83148	40691	27	2.68565	80779	28	2.55446	32132
27	3.18024	72650	28	3.01936	02250	29	2.87438	84636
28	3.54160	88442	29	3.36550	25602	30	3.20658	30189
29	3.91485	67254	30	3.72340	46604	31	3.55039	67491
30	4.29934	43910	31	4.09244	69233	32	3.90523	60065
31	4.69448	25949	32	4.47206	30702	33	4.27055	68309
32	5.09973	23984	33	4.86173	38242	34	4.64585	91999
33	5.51459	92771	34	5.26098	15408	35	5.03068	21280
34	5.93862	81007	35	5.66936	56163	36	5.42459	94618
35	6.37139	88288	36	6.08647	85381	37	5.82721	62514
36	6.81252	28008	37	6.51194	24684	38	6.23816	56018
37	7.26163	95212	38	6.94540	62739	39	6.65710	59279
38	7.71841	38601	39	7.38654	29325	40	7.08371	85498
39	8.18253	36047	40	7.83504	72574	41	7.51770	55783
17	0.04170	64222	18	0.03932	62653	19	0.03720	29666
18	0.11764	70588	19	0.11111	11111	20	0.10526	31578
19	0.22340	78577	20	0.21130	84599	21	0.20045	33390
20	0.35579	46581	21	0.33698	61582	22	0.32006	99998
21	0.51229	09032	22	0.48582	66435	23	0.46197	06360
22	0.69082	44814	23	0.65591	42557	24	0.62437	83425
23	0.88964	31884	24	0.84562	25271	25	0.80577	90508
24	1.10723	85103	25	1.05354	55907	26	1.00485	93492
25	1.34229	46097	26	1.27845	24192	27	1.22046	51535
26	1.59365	20199	27	1.51925	43031	28	1.45157	23910
27	1.86028	06565	28	1.77498	06713	29	1.69726	52154
28	2.14125	90977	29	2.04476	05077	30	1.95671	92537
29	2.43575	82841	30	2.32780	77045	31	2.22918	83847
30	2.74302	84450	31	2.62340	92865	32	2.51399	40900
31	3.06238	84477	32	2.93091	57942	33	2.81051	67380
32	3.39321	70099	33	3.24973	33243	34	3.11818	83524
33	3.73494	53674	34	3.57931	68722	35	3.43648	65492
34	4.08705	11012	35	3.91916	47085	36	3.76492	94007
35	4.44905	28964	36	4.26881	35915	37	4.10307	10535
36	4.82050	60615	37	4.62783	46625	38	4.45049	79595
37	5.20099	86711	38	4.99582	99020	39	4.80682	56157
38	5.59014	82288	39	5.37242	90557	40	5.17169	57276
39	5.98759	87620	40	5.75728	69512	41	5.54477	37278
40	6.39301	82829	41	6.15008	11467	42	5.92574	65961
41	6.80609	65577	42	6.55050	98604	43	6.31432	09360
42	7.22654	31404	43	6.95829	01409	44	6.71022	12701

n	m=20	n	m=21	n	m=22
20	0.03529 70957	21	0.03357 68963	22	0.03201 65067
21	0.10000 00000	22	0.09523 80952	23	0.09090 90909
22	0.19065 98061	23	0.18177 92904	24	0.17368 97257
23	0.30477 38068	24	0.29087 51603	25	0.27819 06321
24	0.44035 43346	25	0.42067 56766	26	0.40268 47041
25	0.59574 81050	26	0.56963 81618	27	0.54572 86244
26	0.76954 19025	27	0.73644 02175	28	0.70608 20529
27	0.96050 58427	28	0.91992 76433	29	0.88265 95627
28	1.16755 58113	29	1.11908 01045	30	1.07449 90916
29	1.38972 68838	30	1.33298 69005	31	1.28073 97419
30	1.62615 35922	31	1.56082 90012	32	1.50060 53503
31	1.87605 47494	32	1.80186 52373	33	1.73339 18668
32	2.13872 14618	33	2.05542 13870	34	1.97845 73796
33	2.41350 74618	34	2.32088 13653	35	2.23521 40576
34	2.69982 11795	35	2.59767 99895	36	2.50312 15255
35	2.99711 91535	36	2.88529 69550	37	2.78168 13413
36	3.30490 04921	37	3.18325 17627	38	3.07043 23372
37	3.62270 21724	38	3.49109 94046	39	3.36894 66512
38	3.95009 50184	39	3.80842 66657	40	3.67682 63181
39	4.28668 02354	40	4.13484 89295	41	3.99370 03198
40	4.63208 64042	41	4.47000 74022	42	4.31922 20172
41	4.98596 68596	42	4.81356 66865	43	4.65306 69012
42	5.34799 73929	43	5.16521 26511	44	4.99493 06136
43	5.71787 42283	44	5.52465 05497	45	5.34452 71970
44	6.09531 22337	45	5.89160 33552	46	5.70158 75419
45	6.48004 33323	46	6.26581 02777	47	6.06585 80022
n	m=23	n	m=24	n	m=25
23	0.03059 46537	24	0.02929 36778	25	0.02809 87980
24	0.08695 65217	25	0.08333 33333	26	0.08000 00000
25	0.16628 98889	26	0.15949 51310	27	0.15323 41171
26	0.26656 75886	27	0.25587 79818	28	0.24601 35850
27	0.38617 27706	28	0.37096 43285	29	0.35691 06045
28	0.52375 17098	29	0.50348 15168	30	0.48472 61246
29	0.67813 84506	30	0.65233 12262	31	0.62842 35023
30	0.84831 02317	31	0.81654 79465	32	0.78708 96640
31	1.03335 83550	32	0.99527 19581	33	0.95990 99417
32	1.23246 77509	33	1.18773 04413	34	1.14615 05383
33	1.44490 18854	34	1.39322 35540	35	1.34514 56363
34	1.66999 11775	35	1.61111 37618	36	1.55628 75323
35	1.90712 38482	36	1.84081 74121	37	1.77901 88530
36	2.15573 85250	37	2.08179 79246	38	2.01282 62652
37	2.41531 81576	38	2.33356 01865	39	2.25723 52975
38	2.68538 49397	39	2.59564 58696	40	2.51180 60103
39	2.96549 60194	40	2.86762 94706	41	2.77612 93322
40	3.25523 98391	41	3.14911 49284	42	3.04982 39262
41	3.55423 29874	42	3.43973 27097	43	3.33253 34862
42	3.86211 74696	43	3.73913 72790	44	3.62392 43873
43	4.17855 83272	44	4.04700 48883	45	3.92368 36298
44	4.50324 15502	45	4.36303 16351	46	4.23151 70304
45	4.83587 22357	46	4.68693 17478	47	4.54714 76226
46	5.17617 29579	47	5.01843 60643	48	4.87031 42355
47	5.52388 23181	48	5.35729 06770	49	5.20077 02257
48	5.87875 36502	49	5.70325 57219	50	5.53828 23429

Appendix C

Other uses of the programs

We give here a few sample outputs from the Mathematica routines. For example, we find that $q[3,15]$ is the ordered pair of polynomials

```
{43589145600 + 51412838400*1 + 27622425600*1^2 + 9260697600*1^3 +
  2202076800*1^4 + 396506880*1^5 + 55883520*1^6 + 6216210*1^7 +
  540540*1^8 + 35970*1^9 + 1760*1^10 + 58*1^11 + 1^12,
-29059430400*1 - 24588748800*1^2 - 10218700800*1^3 - 2767564800*1^4 -
  545529600*1^5 - 82494720*1^6 - 9750510*1^7 - 893970*1^8 - 62370*1^9 -
  3190*1^10 - 110*1^11 - 2*1^12}
```

These correspond to the polynomials $Q_{3,15}$ and $R_{3,15}$ described in Theorem 2.1. The constant $c_{3,15}$ is obtained by typing $c[3,15]$ and we find that $c_{3,15} = (2\pi)^{-1/2}/21576627072000$. From Theorem 4.3, we now know the distribution of the smallest eigenvalue for $W(3,15)$. We could now readily plot the distribution or derive any quantity of interest from the distribution.

We obtained the first and second moments by typing $m1=\text{moment}[3,15,1]$ and $m2=\text{moment}[3,15,2]$. We further numerically obtained the mean and variance to ten places by typing $m=N[m1,10]$, $v=N[m2-m1^2,10]$. The results were

```
485986370753
m1 = 14 - -----
          44079842304 Sqrt[3]

16553532759625
m2 = 210 - -----
          66119763456 Sqrt[3]
```

```
m = 7.634633263  
v = 7.168805888
```

One can also obtain very precise values for the percentage points of the distribution. This is particularly easy when $n - m$ is odd since Mathematica will perform the integration to obtain the cumulative density function. Then with the command FindRoot, Mathematica will find the percentage point to arbitrary precision.

Bibliography

- [1] M. Abramowitz and I.A. Stegun, eds., *Handbook of Mathematical Functions*, Dover Publications, New York, 1970.
- [2] T.W. Anderson, *An Introduction to Multivariate Statistical Analysis*, John Wiley & Sons, New York, 1958.
- [3] T.W. Anderson, I. Olkin, and L.G. Underhill, Generation of random orthogonal matrices, *SIAM J. Sci. Stat. Comp.* 8 (1987), 625–629.
- [4] K. Aomoto, Jacobi polynomials associated with Selberg integrals, *SIAM J. Math. Anal.* 18 (1987), 545–549.
- [5] M. S. Bartlett, On the theory of statistical regression, *Proc. R. Soc. Edinb.* 53 (1933), 260–283.
- [6] C.M. Bender and S.A. Orszag, *Advanced Mathematical Methods for Scientists and Engineers*, McGraw-Hill, New York, 1978.
- [7] P. Billingsley, *Probability and Measure*, John Wiley & Sons, New York, 1979.
- [8] C. Bingham, An asymptotic expansion for the distribution of the eigenvalues of a 3 by 3 Wishart matrix, *Ann. Math. Stat.* 43 (1972), 1498–1506.
- [9] G. Birkhoff and S. Gulati, Isotropic distributions of test matrices, *J. Appl. Math. Physics.* 30 (1979), 148–157.
- [10] L. Blum and M. Shub, Evaluating rational functions: infinite precision is finite cost and tractable on average, *SIAM J. Comput.* 15 (1986), 384–398.
- [11] B. Bollobás, *Random Graphs*, Academic Press, London, 1985.
- [12] R.B. Boppana, Eigenvalues and graph bisection: an average-case analysis, *Proc. 28th IEEE Symposium on Foundations of Computer Science* (1987), 280–285.
- [13] T.A. Brody, J. Flores, J.P. French, P.A. Mello, A. Pandey, and S.S.M. Wong, Random-matrix physics: spectrum and strength fluctuations, *Rev. Modern Physics* 53 (1981), 385–479.
- [14] J.E. Cohen, H. Kesten, and C.M. Newman, eds., *Random Matrices and Their Applications (Contemporary Mathematics 50)*, American Mathematical Society, Providence, 1986.

- [15] J. Demmel, The probability that a numerical analysis problem is difficult, *Mathematics of Computation* 50 (1988), 449–480.
- [16] A. Edelman, Eigenvalues and condition numbers of random matrices, *SIAM J. Matrix Anal. Appl.* 9 (1988), 543–560.
- [17] A. Edelman, The distribution and moments of the smallest eigenvalue of a random matrix of Wishart type, submitted to *SIAM J. Sci. Stat. Comp.*
- [18] J. Friedman, J. Kahn, and E. Szemerédi, On the second eigenvalue of random regular graphs, *Proc. 21st ACM Symposium on Theory of Computing* (1989).
- [19] Z. Füredi and J. Komlós, The eigenvalues of random symmetric matrices, *Combinatorica* 1 (1981), 233–241.
- [20] S. Geman, A limit theorem for the norm of random matrices, *Ann. Prob.* 8 (1980), 252–261.
- [21] G.H. Golub and C.F. van Loan, *Matrix Computations*, Johns Hopkins University Press, Baltimore, 1983.
- [22] N.R. Goodman, Statistical analysis based on a certain multivariate complex Gaussian distribution, (An introduction), *Ann. Math. Stat.* 34 (1963), 152–177.
- [23] I.S. Gradshteyn and I.W. Ryzhik, *Table of Integrals, Series, and Products*, 4th ed., Academic Press, New York, 1965.
- [24] R.D. Gupta and D.S.P. Richards, Hypergeometric functions of scalar matrix argument are expressible in terms of classical hypergeometric functions, *SIAM J. Math. Anal.* 16 (1985), 852–858.
- [25] P. Henrici, *Essentials of Numerical Analysis with Pocket Calculator Demonstrations*, John Wiley & Sons, New York, 1982.
- [26] A.T. James, Normal multivariate analysis and the orthogonal group, *Ann. Math. Stat.* 25 (1954), 40–75.
- [27] A.T. James, Distributions of matrix variates and latent roots derived from normal samples, *Ann. Math. Stat.* 35 (1964), 475–501.
- [28] D. Jonsson, Some limit theorems for the eigenvalues of a sample covariance matrix, *J. Multivariate Anal.* 12 (1982), 1–38.
- [29] E. Kostlan, Numerical linear algebra and multivariant analysis, never published.
- [30] P.R. Krishnaiah and T.C. Cheng, On the exact distributions of the smallest roots of the Wishart matrix using zonal polynomials, *Ann. I. Math. Stat.* 23 (1971), 293–295.
- [31] P.R. Krishnaiah and T.C. Cheng, On the exact distributions of the extreme roots of the Wishart and MANOVA matrices, *J. Multivariate Anal.* 1 (1971), 108–116.
- [32] H.S. Leff, Class of ensembles in the statistical theory of energy-level spectra, *J. Math. Phys.* 5 (1964), 763–768.

- [33] B.D. McKay, The expected eigenvalue distribution of a large regular graph, *Linear Algebra Appl.* 40 (1981), 203–216.
- [34] V.A. Marcenko and L.A. Pastur, Distributions of eigenvalues for some sets of random matrices, *Math. USSR-Sbornik* 1 (1967), 457–483.
- [35] M.L. Mehta, *Random Matrices and the Statistical Theory of Energy Levels*, Academic Press, New York, 1967.
- [36] R.J. Muirhead, *Aspects of Multivariate Statistical Theory*, John Wiley & Sons, New York, 1982.
- [37] A.M. Odlyzko, The 10^{20} -th zero of the Riemann zeta function and 70 million of its neighbors, to be published.
- [38] I. Olkin and S.N. Roy, On multivariate distribution theory, *Ann. Math. Stat.* 25 (1954), 329–339.
- [39] C.E. Porter, *Statistical Theories of Spectra: Fluctuations*, Academic Press, New York, 1965.
- [40] F.J. Schuurmann, P.R. Krishnaiah, and A.K. Chattopadhyay, On the distributions of the ratios of the extreme roots to the trace of the Wishart matrix, *J. Multivariate Anal.* 3 (1973), 445–453.
- [41] J.W. Silverstein, The smallest eigenvalue of a large-dimensional Wishart matrix, *Ann. Prob.* 13 (1985), 1364–1368.
- [42] S. Smale, On the efficiency of algorithms of analysis, *Bull. Amer. Math. Soc.*, 13 (1985), 87–121.
- [43] J. Spanier and K.B. Oldham, *An Atlas of Functions*, Hemisphere Publishing, Washington, 1987.
- [44] G.W. Stewart, The efficient generation of random orthogonal matrices with an application to condition estimators, *SIAM J. Numer. Anal.* 17 (1980), 403–409.
- [45] T. Sugiyama, On the distribution of the largest latent root of the covariance matrix, *Annals Math. Stat.* 38 (1967), 1148–1151.
- [46] G. Szegő, *Orthogonal Polynomials*, American Mathematical Society, Providence, R.I., 1939.
- [47] L.N. Trefethen and R.S. Schreiber, Average-case stability of Gaussian elimination, *SIAM J. Matrix Anal. Appl.*, to appear.
- [48] H.F. Trotter, Eigenvalue distributions of large Hermitian matrices; Wigner’s semi-circle law and a theorem of Kac, Murdock, and Szegő, *Advances in Math.* 54 (1984), 67–82.
- [49] J. von Neumann, *Collected Works, Vol. 5: Design of Computers, Theory of Automata and Numerical Analysis*, A.H. Taub, ed., Pergamon, New York, 1963. (There are four relevant papers with coauthors Bargmann, Goldstine, and Montgomery. See pages 1–32, 421–572.)

- [49a] H.H. Goldstine and J. von Neumann, On the principles of large scale computing machines, never published.
- [49b] V. Bargmann, D. Montgomery, and J. von Neumann, Solution of linear systems of high order, never published.
- [49c] H.H. Goldstine and J. von Neumann, Numerical inverting of matrices of high order, *Amer. Math. Soc. Bull.* 53 (1947), 1021–1099.
- [49d] H.H. Goldstine and J. von Neumann, Numerical inverting of matrices of high order, II, *Amer. Math. Soc. Proc.* 2 (1951), 188–202.
- [50] K.W. Wachter, The strong limits of random matrix spectra for sample matrices of independent elements, *Ann. Prob.* 6 (1978), 1–18.
- [51] N. Weiss, G.W. Wasilkowski, H. Woźniakowski, and M. Shub, Average condition number for solving linear equations, *Linear Algebra* 83 (1986), 79–102.
- [52] E.P. Wigner, Characteristic vectors of bordered matrices with infinite dimensions, *Ann. Math.* 62 (1955), 548–564.
- [53] E.P. Wigner, On the distribution of the roots of certain symmetric matrices, *Ann. Math.* 67 (1958), 325–327.
- [54] E.P. Wigner, Distribution laws for the roots of a random Hermitean matrix, (1962), first published in [39], p.446.
- [55] E.P. Wigner, Random matrices in physics, *SIAM Review* 9 (1967), 1–23.
- [56] J.H. Wilkinson, *The Algebraic Eigenvalue Problem*, Clarendon Press, Oxford, 1965.
- [57] J.H. Wilkinson, Error analysis revisited, *Inst. Math. Appl.* 22 (1986), 192–200.
- [58] S. Wilks, *Mathematical Statistics*, John Wiley & Sons, New York, 1967.
- [59] J. Wishart, The generalized product moment distribution in samples from a normal multivariate population, *Biometrika* 20A (1928), 32–43.
- [60] S. Wolfram, *Mathematica*, Addison-Wesley Publishing, Redwood City, CA, 1988.

Index

- Abel, N.H., 8
Almost sure convergence, 54
Associated orthogonal polynomials of a random matrix, 81–86
- Bargmann, V., 12
(*See also* von Neumann et al.)
Bartlett, M.S., 72
Bartlett decomposition, 35, 39
Beta function, incomplete, 78
Bidiagonalization of a Gaussian matrix, 38
Birkhoff, G., 2–3, 8, 23
and Golub, S., 13, 39
- cdf, 7
Change of variables for matrix factorizations, 31, 33
Characteristic polynomial of a random matrix, 83–85
Chi-square distribution, 38
Cholesky factorization, 31
change of variables for, 33
Complex Gaussian matrix
condition number of, 69
Complex multivariate gamma function, 33
Complex random matrix
definition of complex Gaussian, 31
definition of complex Wishart, 31
definition of Gaussian Unitary Ensemble, 31
Complex Wishart matrix, 31, 35–36, 60–61, 66, 83, 86
smallest eigenvalue of, 60–61
largest eigenvalue of, 66
Condition number, 11
asymptotic distribution, 23–26, 67–69
complex random matrix, 69
definition, 8, 13
Demmel's, 14, 71–76
distribution of, 23–26, 67–76
Demmel's, 14, 71–73
the logarithm, 27–28
geometric mean of, 23–24, 67, 69–70
of a problem, 14
tails of, 74–76
Conjugate gradient iteration, 2, 8, 14
Covariance matrix, 2, 16, 37
- Deciles for the
condition number, 23
log of the condition number, 24
Demmel, J., 2, 8, 14–15, 17, 23, 71–76
Density function
(*See item of interest*)
Determinant of a Gaussian matrix, 39
Differential volume element, 31–33
Discrete distribution, 24, 29, 68
Distribution
(*See item of interest*)
- Eigenvalue decomposition
change of variables for, 33
EISPACK, 13
Error analysis of Gaussian elimination
von Neumann estimate, 11
Expected value of
logarithm
(*See Geometric mean – expected logarithm*)
smallest eigenvalue of a Wishart matrix, 22, 77–80, 90–94
Exponential distribution of smallest eigenvalues, 43, 60
- Galton, F., 16
Gaussian elimination, 10, 12–14
growth factor, 12, 15
von Neumann error estimate, 11
Wilkinson error bound, 12

Gaussian ensembles
 Gaussian Orthogonal Ensemble
 characteristic polynomial of, 83–85
 definition, 18, 30
 joint eigenvalue density, 36–37
 joint element density, 34–35
 mode of eigenvalue distribution, 85–86
 reduction to tridiagonal form, 39
 Gaussian Unitary Ensemble
 characteristic polynomial of, 83–85
 definition, 30
 joint eigenvalue density, 36–37
 joint element density, 34–35
 mode of eigenvalue distribution, 85–86
 in nuclear physics, 18–19
 Gaussian matrices
 condition number of, 67–69
 definition, 30
 determinant of, 39
 factorizations of, 38
 Geometric mean – expected logarithm
 of condition numbers, 13, 67, 69–70
 of largest eigenvalue
 of Complex Wishart matrices, 66
 of Wishart matrices, 62, 64–65
 of smallest eigenvalue
 of Complex Wishart matrices, 60–61
 of Wishart matrices, 58–59
 GOE
 (See Gaussian Orthogonal Ensemble)
 Goldstine, H.H.
 (See von Neumann et al.)
 Golub, G.H., 38
 Graph theory, 19
 Growth factor, 12, 15
 GUE
 (See Gaussian Unitary Ensemble)
 Haar (invariant) measure, 32
 complex, 33
 Hermite polynomial, 81–86
 Hypergeometric functions, 77–78
 iid, 7, 30–31, 68
 Incidence matrix, 19
 Incomplete Beta function, 78
 Jacobi polynomial, 81–85
 Jacobians for matrix factorizations, 31, 33
 Joint eigenvalue densities of random matrices, 36–37
 Joint element densities of random matrices, 34–35
 Kahan, W., 38
 Kakutani, S., 3
 Kostlan, E., 13
 Kummer’s equation, 41
 Laguerre polynomial, 49, 81–86
 Largest eigenvalue of Wishart matrices
 asymptotics of, 62
 complex Wishart matrices, 66
 geometric mean of, 62, 64–65
 Law of Large Numbers, 79
 Legendre polynomial, 85
 Loss of numerical precision, 2, 8, 10–11, 13
 LQ decomposition
 change of variables for, 33
 of a Gaussian matrix, 35, 39
 MANOVA, 84
 Mathematica, 3, 45, 78–79, 87–89, 95–96
 MATLAB, 3, 68, 79
 Micchelli, C.A., 3
 Mode of random matrix eigenvalues, 85–86
 Moments of Wishart smallest eigenvalue distributions
 (See Smallest eigenvalue of Wishart matrices)
 Morton, K.W., 3
 Multivariate analysis
 (See Multivariate statistics)
 Multivariate gamma function, 32
 complex, 33
 Multivariate normal distribution, 16
 Multivariate statistics
 random matrices in, 16–17, 30, 71
 Normal distribution, 30, 34
 Nuclear physics
 random matrices in, 18–19
 Numerical analysis
 random matrices in, 10–15
 Oceanu, A., 13

Odlyzko, A.M., 19
 Olkin, I., 2
 Orthogonal invariance, 13, 18, 34
 of Haar measure, 32
 pdf, 7
 (*See also item of interest*)
 Pfaffian, 40
 Principal components analysis, 16
 Probability density function
 (*See item of interest*)
 QR decomposition
 (*see LQ decomposition*)
 Random matrix definitions, 30
 Random matrix eigenvalues
 graph theory and, 19
 multivariate statistics and, 16–17
 nuclear physics and, 18–19
 numerical analysis and, 10–15
 orthogonal polynomials and, 81–86
 Riemann zeta function and, 19
 Random matrix joint densities
 eigenvalues, 36–37
 elements, 33–34
 Rectangular matrix, 31
 Complex, 61, 66, 69
 Gaussian
 condition number of, 68
 largest singular value of, 62, 64–65
 smallest singular value of, 54, 58–59
 LQ decomposition change of variables,
 33
 Recursion for smallest eigenvalue density of
 Wishart matrices, 44–49
 Riemann zeta function, 19, 86
 Ruffini, P., 8
 Schreiber, R.S., 15
 Semi-circle law, 18, 20
 Silverstein, J.W., 54
 Smale, S., 2, 8, 13, 23–24
 Smallest eigenvalue of Wishart matrices
 asymptotics of, 53–57
 complex Wishart matrices, 60–61
 density of, 40–52, 55, 57
 $n - m = 0$, 41–43, 51
 $n - m = 1$, 43, 51
 $n - m = 2$, 50–51
 $n - m = 3$, 50–51
 recursion for, 44–49
 summary of, 51
 geometric mean of, 58–59
 moments of, 45, 77–80
 Sphericity test, 17, 71
 Stiefel manifold, 32
 Strang, G., 3
 Tails of condition number distributions, 23,
 74–76
 Toomre, A., 3
 Trefethen, L.N., 3, 15
 Tricomi function, 41, 44
 definition, 41
 Uniform distribution, 24, 29, 68
 Volume
 of Stiefel manifold, 32
 of complex Stiefel manifold, 33
 Volume elements, 31–33
 von Neumann, J. et al., 2, 8, 10–13, 16, 23–
 24
 Wigner, E.P., 18, 37
 semi-circle law, 18, 20
 Wilkinson, J.H., 10, 12–13
 Wishart matrix
 characteristic polynomial of, 83–85
 complex
 (*See Complex Wishart matrix*)
 definition, 16, 30
 joint eigenvalue density, 36–37
 joint element density, 34–35
 largest eigenvalue of
 (*See Largest eigenvalue of Wishart ma-*
 trices)
 mode of eigenvalue distribution, 85–86
 moments of smallest eigenvalue
 (*See Smallest eigenvalue of Wishart*
 matrices)
 smallest eigenvalue of
 (*See Smallest eigenvalue of Wishart*
 matrices)
 Zonal polynomials, 17, 40