

LECTURE 8

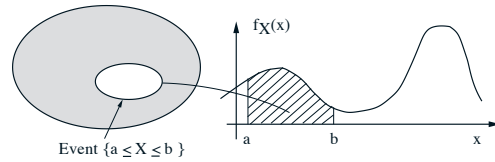
- **Readings:** Sections 3.1-3.3

Lecture outline

- Probability density functions
- Cumulative distribution functions
- Normal random variables

Continuous r.v.'s and pdf's

- **A continuous r.v.** is described by a **probability density function** f_X



$$P(a \leq X \leq b) = \int_a^b f_X(x) dx$$

$$\int_{-\infty}^{\infty} f_X(x) dx = 1$$

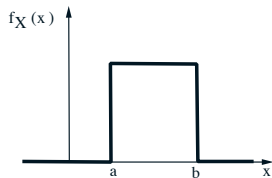
$$P(x \leq X \leq x + \delta) = \int_x^{x+\delta} f_X(s) ds \approx f_X(x) \cdot \delta$$

$$P(X \in B) = \int_B f_X(x) dx, \quad \text{for "nice" sets } B$$

Means and variances

- $E[X] = \int_{-\infty}^{\infty} x f_X(x) dx$
- $E[g(X)] = \int_{-\infty}^{\infty} g(x) f_X(x) dx$
- $\text{var}(X) = \sigma_X^2 = \int_{-\infty}^{\infty} (x - E[X])^2 f_X(x) dx$

- **Continuous Uniform r.v.**



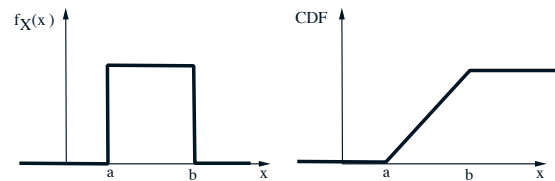
- $f_X(x) = \frac{1}{b-a}$ for $a \leq x \leq b$

- $E[X] = \frac{a+b}{2}$

- $\sigma_X^2 = \int_a^b \left(x - \frac{a+b}{2}\right)^2 \frac{1}{b-a} dx = \frac{(b-a)^2}{12}$

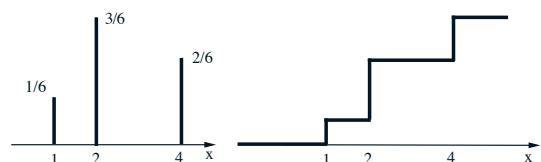
Cumulative distribution function (CDF)

$$F_X(x) = P(X \leq x) = \int_{-\infty}^x f_X(t) dt$$



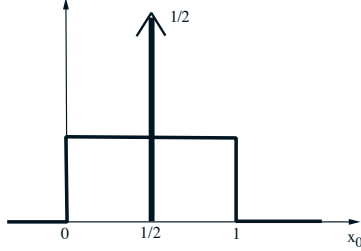
- Also for discrete r.v.'s:

$$F_X(x) = P(X \leq x) = \sum_{k \leq x} p_X(k)$$



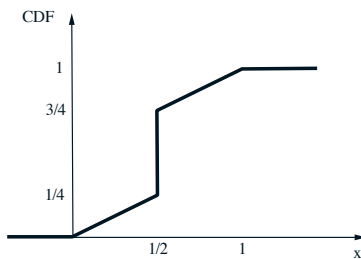
Mixed distributions

- Schematic drawing of a combination of a PDF and a PMF



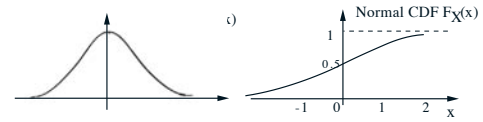
- The corresponding CDF:

$$F_X(x) = P(X \leq x)$$



Gaussian (normal) PDF

- Standard normal $N(0, 1)$: $f_X(x) = \frac{1}{\sqrt{2\pi}} e^{-x^2/2}$



- $E[X] = 0$ $\text{var}(X) = 1$
- General normal $N(\mu, \sigma^2)$:

$$f_X(x) = \frac{1}{\sigma\sqrt{2\pi}} e^{-(x-\mu)^2/2\sigma^2}$$

- It turns out that:
 $E[X] = \mu$ and $\text{Var}(X) = \sigma^2$.
- Let $Y = aX + b$
 - Then: $E[Y] = a\mu + b$ $\text{Var}(Y) = a^2\sigma^2$
 - Fact: $Y \sim N(a\mu + b, a^2\sigma^2)$

Calculating normal probabilities

- No closed form available for CDF
 - but there are tables (for standard normal)
- If $X \sim N(\mu, \sigma^2)$, then $\frac{X - \mu}{\sigma} \sim N(0, 1)$
- If $X \sim N(2, 16)$:

$$P(X \leq 3) = P\left(\frac{X - 2}{4} \leq \frac{3 - 2}{4}\right) = \text{CDF}(0.25)$$

	.00	.01	.02	.03	.04	.05	.06	.07	.08	.09
0.0	.5000	.5040	.5080	.5120	.5160	.5199	.5239	.5279	.5319	.5359
0.1	.5398	.5438	.5478	.5517	.5557	.5596	.5636	.5675	.5714	.5753
0.2	.5793	.5832	.5871	.5910	.5948	.5987	.6026	.6064	.6103	.6141
0.3	.6179	.6217	.6255	.6293	.6331	.6368	.6406	.6443	.6480	.6517
0.4	.6554	.6591	.6628	.6664	.6700	.6736	.6772	.6808	.6844	.6879
0.5	.6915	.6950	.6985	.7019	.7054	.7088	.7123	.7157	.7190	.7224
0.6	.7257	.7291	.7324	.7357	.7389	.7422	.7454	.7486	.7517	.7549
0.7	.7580	.7611	.7642	.7673	.7704	.7734	.7764	.7794	.7823	.7852
0.8	.7881	.7910	.7939	.7967	.7995	.8023	.8051	.8078	.8106	.8133
0.9	.8159	.8186	.8212	.8238	.8264	.8289	.8315	.8340	.8365	.8389
1.0	.8413	.8438	.8461	.8485	.8508	.8531	.8554	.8577	.8599	.8621
1.1	.8643	.8665	.8686	.8708	.8729	.8749	.8770	.8790	.8810	.8830
1.2	.8849	.8869	.8888	.8907	.8925	.8944	.8962	.8980	.8997	.9015
1.3	.9032	.9049	.9066	.9082	.9099	.9115	.9131	.9147	.9162	.9177
1.4	.9192	.9207	.9222	.9236	.9251	.9265	.9279	.9292	.9306	.9319
1.5	.9332	.9345	.9357	.9370	.9382	.9394	.9406	.9418	.9429	.9441
1.6	.9452	.9463	.9474	.9484	.9495	.9505	.9515	.9525	.9535	.9545
1.7	.9554	.9564	.9573	.9582	.9591	.9599	.9608	.9616	.9625	.9633
1.8	.9641	.9649	.9656	.9664	.9671	.9678	.9686	.9693	.9699	.9706
1.9	.9713	.9719	.9726	.9732	.9738	.9744	.9750	.9756	.9761	.9767
2.0	.9772	.9778	.9783	.9788	.9793	.9798	.9803	.9808	.9812	.9817

The constellation of concepts

$$\begin{array}{cc}
 p_X(x) & f_X(x) \\
 & F_X(x) \\
 & E[X], \text{var}(X) \\
 p_{X,Y}(x,y) & f_{X,Y}(x,y) \\
 p_{X|Y}(x|y) & f_{X|Y}(x|y)
 \end{array}$$

MIT OpenCourseWare
<http://ocw.mit.edu>

6.041SC Probabilistic Systems Analysis and Applied Probability
Fall 2013

For information about citing these materials or our Terms of Use, visit: <http://ocw.mit.edu/terms>.