

# 6.003: Signals and Systems

## Fourier Series

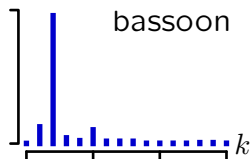
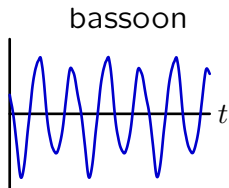
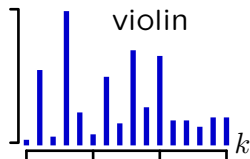
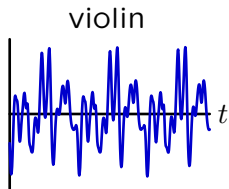
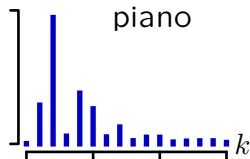
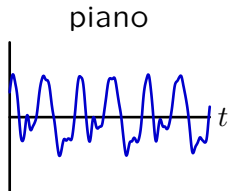
*November 1, 2011*

## Last Time: Describing Signals by Frequency Content

---

Harmonic content is natural way to describe some kinds of signals.

Ex: musical instruments (<http://theremin.music.uiowa.edu/MIS.html>)



## Last Time: Fourier Series

---

Determining harmonic components of a periodic signal.

$$a_k = \frac{1}{T} \int_T x(t) e^{-j\frac{2\pi}{T}kt} dt \quad (\text{"analysis" equation})$$

$$x(t) = x(t + T) = \sum_{k=-\infty}^{\infty} a_k e^{j\frac{2\pi}{T}kt} \quad (\text{"synthesis" equation})$$

We can think of Fourier series as an **orthogonal decomposition**.

## Orthogonal Decompositions

---

**Vector representation of 3-space:** let  $\bar{r}$  represent a vector with components  $\{x, y, \text{ and } z\}$  in the  $\{\hat{x}, \hat{y}, \text{ and } \hat{z}\}$  directions, respectively.

$$x = \bar{r} \cdot \hat{x}$$

$$y = \bar{r} \cdot \hat{y}$$

$$z = \bar{r} \cdot \hat{z}$$

(“analysis” equations)

$$\bar{r} = x\hat{x} + y\hat{y} + z\hat{z}$$

(“synthesis” equation)

**Fourier series:** let  $x(t)$  represent a signal with harmonic components  $\{a_0, a_1, \dots, a_k\}$  for harmonics  $\{e^{j0t}, e^{j\frac{2\pi}{T}t}, \dots, e^{j\frac{2\pi}{T}kt}\}$  respectively.

$$a_k = \frac{1}{T} \int_T x(t) e^{-j\frac{2\pi}{T}kt} dt$$

(“analysis” equation)

$$x(t) = x(t + T) = \sum_{k=-\infty}^{\infty} a_k e^{j\frac{2\pi}{T}kt}$$

(“synthesis” equation)

## Orthogonal Decompositions

---

**Vector representation of 3-space:** let  $\bar{r}$  represent a vector with components  $\{x, y, \text{ and } z\}$  in the  $\{\hat{x}, \hat{y}, \text{ and } \hat{z}\}$  directions, respectively.

$$x = \bar{r} \cdot \hat{x}$$

$$y = \bar{r} \cdot \hat{y}$$

$$z = \bar{r} \cdot \hat{z}$$

(“analysis” equations)

$$\bar{r} = x\hat{x} + y\hat{y} + z\hat{z}$$

(“synthesis” equation)

**Fourier series:** let  $x(t)$  represent a signal with harmonic components  $\{a_0, a_1, \dots, a_k\}$  for harmonics  $\{e^{j0t}, e^{j\frac{2\pi}{T}t}, \dots, e^{j\frac{2\pi}{T}kt}\}$  respectively.

$$a_k = \frac{1}{T} \int_T x(t) e^{-j\frac{2\pi}{T}kt} dt$$

(“analysis” equation)

$$x(t) = x(t + T) = \sum_{k=-\infty}^{\infty} a_k e^{j\frac{2\pi}{T}kt}$$

(“synthesis” equation)

## Orthogonal Decompositions

---

**Vector representation of 3-space:** let  $\bar{r}$  represent a vector with components  $\{x, y, \text{ and } z\}$  in the  $\{\hat{x}, \hat{y}, \text{ and } \hat{z}\}$  directions, respectively.

$$x = \bar{r} \cdot \hat{x}$$

$$y = \bar{r} \cdot \hat{y}$$

$$z = \bar{r} \cdot \hat{z}$$

(“analysis” equations)

$$\bar{r} = x\hat{x} + y\hat{y} + z\hat{z}$$

(“synthesis” equation)

**Fourier series:** let  $x(t)$  represent a signal with harmonic components  $\{a_0, a_1, \dots, a_k\}$  for harmonics  $\{e^{j0t}, e^{j\frac{2\pi}{T}t}, \dots, e^{j\frac{2\pi}{T}kt}\}$  respectively.

$$a_k = \frac{1}{T} \int_T x(t) e^{-j\frac{2\pi}{T}kt} dt$$

(“analysis” equation)

$$x(t) = x(t + T) = \sum_{k=-\infty}^{\infty} a_k e^{j\frac{2\pi}{T}kt}$$

(“synthesis” equation)

## Orthogonal Decompositions

---

Integrating over a period **sifts** out the  $k^{\text{th}}$  component of the series.

Sifting as a dot product:

$$x = \bar{r} \cdot \hat{x} \equiv |\bar{r}| |\hat{x}| \cos \theta$$

Sifting as an inner product:

$$a_k = e^{j\frac{2\pi}{T}kt} \cdot x(t) \equiv \frac{1}{T} \int_T x(t) e^{-j\frac{2\pi}{T}kt} dt$$

where

$$a(t) \cdot b(t) = \frac{1}{T} \int_T a^*(t) b(t) dt.$$

The complex conjugate (\*) makes the inner product of the  $k^{\text{th}}$  and  $m^{\text{th}}$  components equal to 1 iff  $k = m$ :

$$\frac{1}{T} \int_T \left( e^{j\frac{2\pi}{T}kt} \right)^* \left( e^{j\frac{2\pi}{T}mt} \right) dt = \frac{1}{T} \int_T e^{-j\frac{2\pi}{T}kt} e^{j\frac{2\pi}{T}mt} dt = \begin{cases} 1 & \text{if } k = m \\ 0 & \text{otherwise} \end{cases}$$

## Check Yourself

---

How many of the following pairs of functions are orthogonal ( $\perp$ ) in  $T = 3$ ?

1.  $\cos 2\pi t \perp \sin 2\pi t$  ?
2.  $\cos 2\pi t \perp \cos 4\pi t$  ?
3.  $\cos 2\pi t \perp \sin \pi t$  ?
4.  $\cos 2\pi t \perp e^{j2\pi t}$  ?

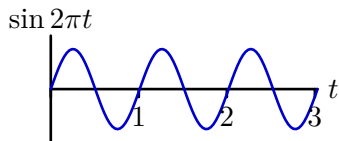
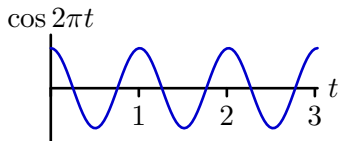


## Check Yourself

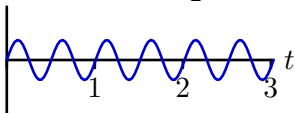
---

How many of the following are orthogonal ( $\perp$ ) in  $T = 3$ ?

$\cos 2\pi t \perp \sin 2\pi t$  ?



$$\cos 2\pi t \sin 2\pi t = \frac{1}{2} \sin 4\pi t$$



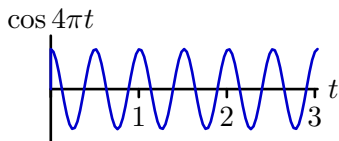
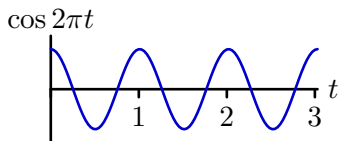
$$\int_0^3 dt = 0 \text{ therefore YES}$$

## Check Yourself

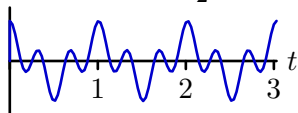
---

How many of the following are orthogonal ( $\perp$ ) in  $T = 3$ ?

$\cos 2\pi t \perp \cos 4\pi t$  ?



$$\cos 2\pi t \cos 4\pi t = \frac{1}{2} \cos 6\pi t + \frac{1}{2} \cos 2\pi t$$



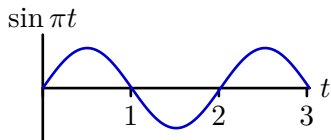
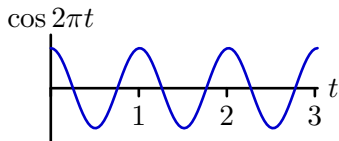
$$\int_0^3 dt = 0 \text{ therefore YES}$$

## Check Yourself

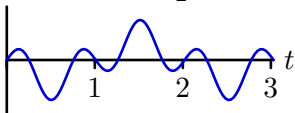
---

How many of the following are orthogonal ( $\perp$ ) in  $T = 3$ ?

$\cos 2\pi t \perp \sin \pi t$  ?



$$\cos 2\pi t \sin \pi t = \frac{1}{2} \sin 3\pi t - \frac{1}{2} \sin \pi t$$



$$\int_0^3 dt \neq 0 \text{ therefore NO}$$

## Check Yourself

---

How many of the following are orthogonal ( $\perp$ ) in  $T = 3$ ?

$\cos 2\pi t \perp e^{2\pi t}$  ?

$$e^{2\pi t} = \cos 2\pi t + j \sin 2\pi t$$

$\cos 2\pi t \perp \sin 2\pi t$  but not  $\cos 2\pi t$

Therefore **NO**

## Check Yourself

---

How many of the following pairs of functions are orthogonal ( $\perp$ ) in  $T = 3$ ? **2**

1.  $\cos 2\pi t \perp \sin 2\pi t$  ?  $\checkmark$

2.  $\cos 2\pi t \perp \cos 4\pi t$  ?  $\checkmark$

3.  $\cos 2\pi t \perp \sin \pi t$  ?  $\times$

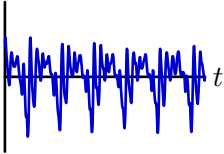
4.  $\cos 2\pi t \perp e^{j2\pi t}$  ?  $\times$

# Speech

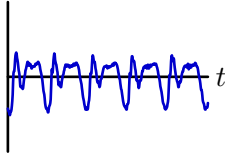
---

Vowel sounds are quasi-periodic.

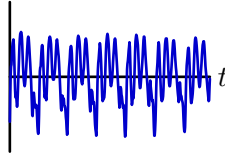
bat



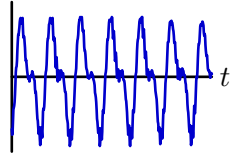
bait



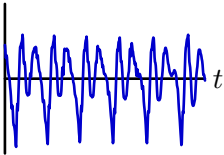
bet



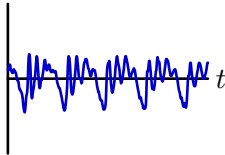
beet



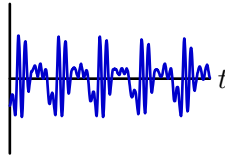
bit



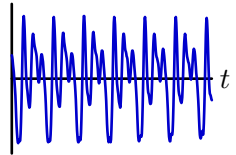
bite



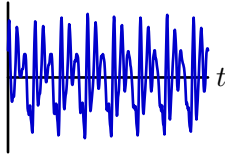
bought



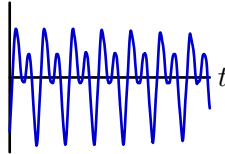
boat



but

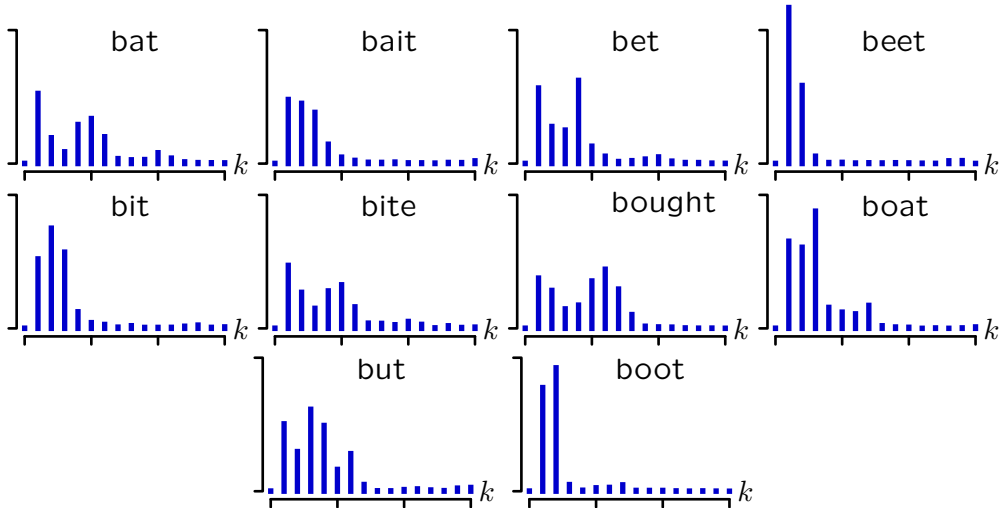


boot



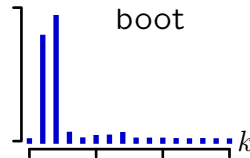
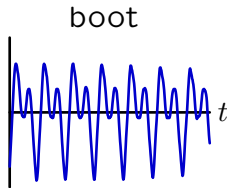
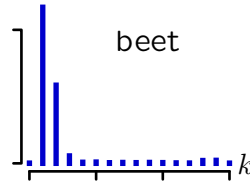
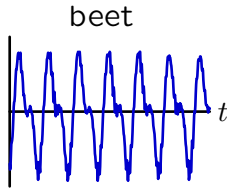
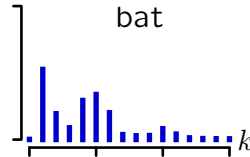
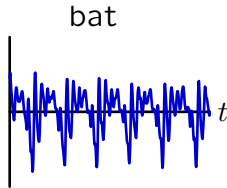
# Speech

Harmonic content is natural way to describe vowel sounds.



# Speech

Harmonic content is natural way to describe vowel sounds.

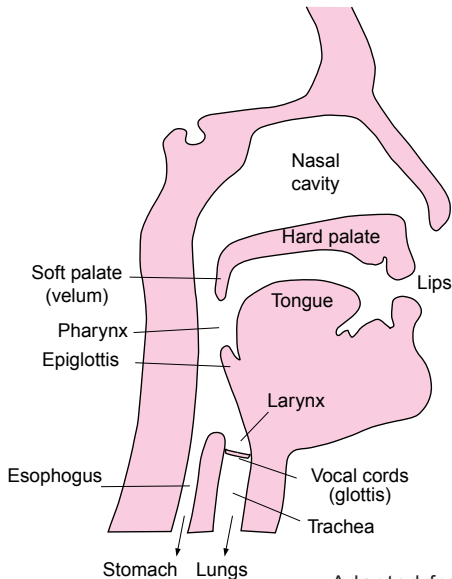




# Speech Production

---

Speech is generated by the passage of air from the lungs, through the vocal cords, mouth, and nasal cavity.

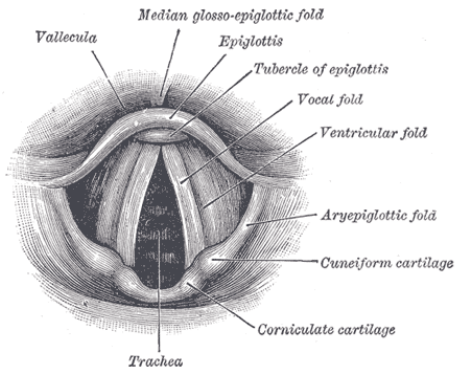


Adapted from T.F. Weiss

# Speech Production

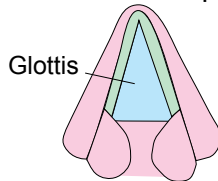
Controlled by complicated muscles, vocal cords are set in vibration by the passage of air from the lungs.

Looking down the throat:



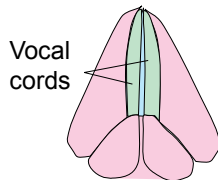
Gray's Anatomy

Vocal cords open



Glottis

Vocal cords closed



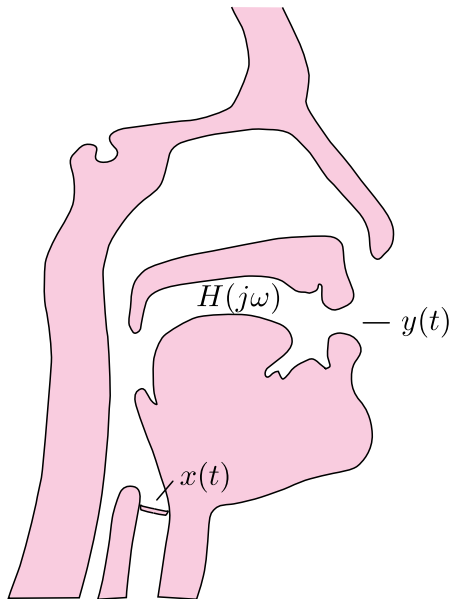
Vocal  
cords

Adapted from T.F. Weiss

## Speech Production

---

Vibrations of the vocal cords are “filtered” by the mouth and nasal cavities to generate speech.



## Filtering

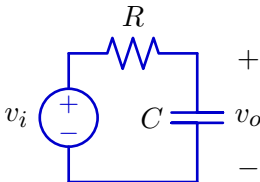
---

Notion of a filter.

LTI systems

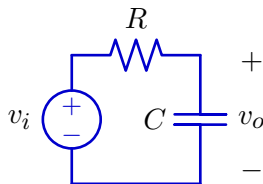
- cannot create new frequencies.
- can only scale magnitudes & shift phases of existing components.

Example: Low-Pass Filtering with an RC circuit



## Lowpass Filter

Calculate the frequency response of an RC circuit.



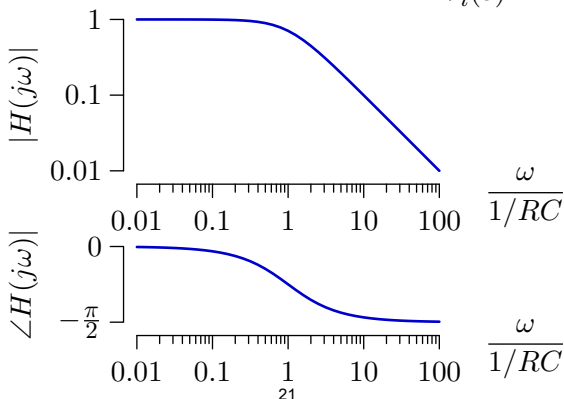
$$\text{KVL: } v_i(t) = Ri(t) + v_o(t)$$

$$\text{C: } i(t) = C\dot{v}_o(t)$$

$$\text{Solving: } v_i(t) = RC\dot{v}_o(t) + v_o(t)$$

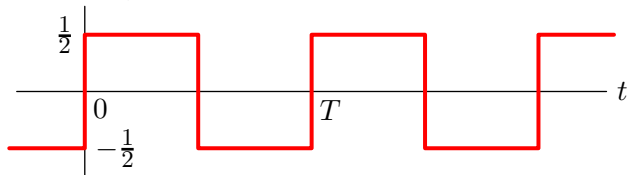
$$V_i(s) = (1 + sRC)V_o(s)$$

$$H(s) = \frac{V_o(s)}{V_i(s)} = \frac{1}{1 + sRC}$$

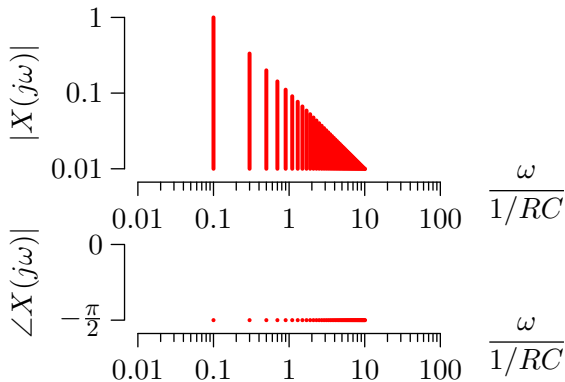


## Lowpass Filtering

Let the input be a square wave.

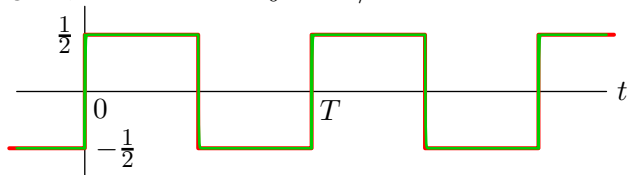


$$x(t) = \sum_{k \text{ odd}} \frac{1}{j\pi k} e^{j\omega_0 k t} ; \quad \omega_0 = \frac{2\pi}{T}$$

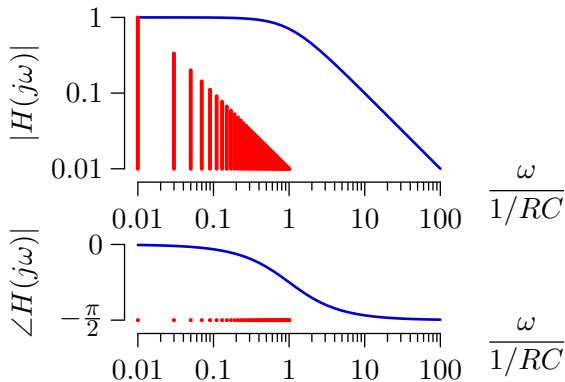


## Lowpass Filtering

Low frequency square wave:  $\omega_0 \ll 1/RC$ .

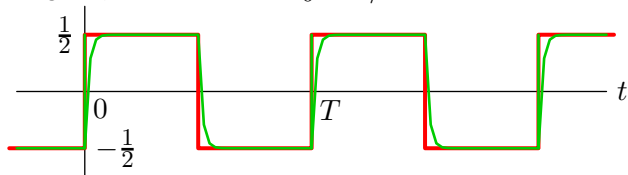


$$x(t) = \sum_{k \text{ odd}} \frac{1}{j\pi k} e^{j\omega_0 k t} ; \quad \omega_0 = \frac{2\pi}{T}$$

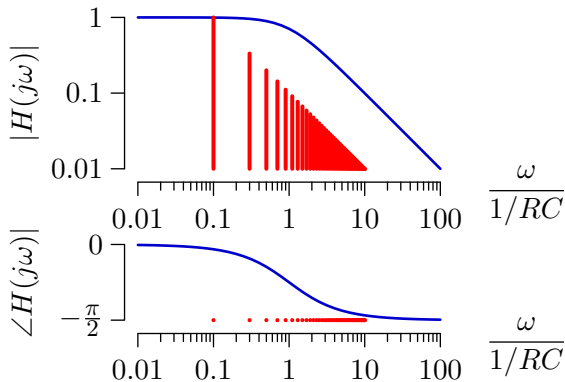


## Lowpass Filtering

Higher frequency square wave:  $\omega_0 < 1/RC$ .



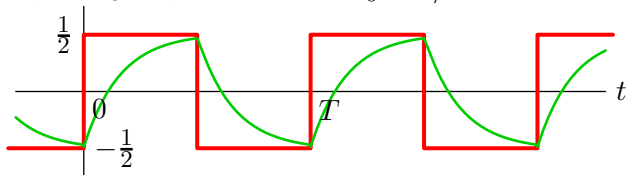
$$x(t) = \sum_{k \text{ odd}} \frac{1}{j\pi k} e^{j\omega_0 k t} ; \quad \omega_0 = \frac{2\pi}{T}$$



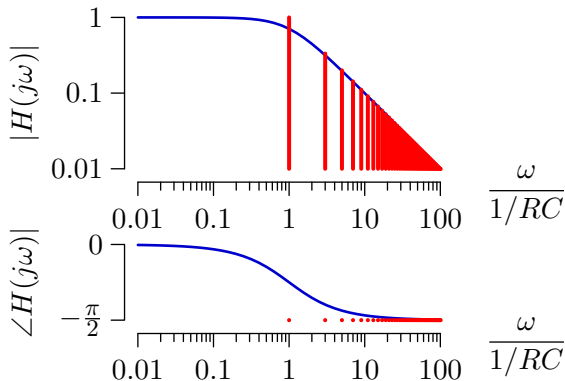


## Lowpass Filtering

Still higher frequency square wave:  $\omega_0 = 1/RC$ .

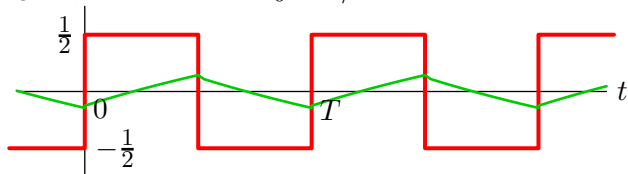


$$x(t) = \sum_{k \text{ odd}} \frac{1}{j\pi k} e^{j\omega_0 k t} ; \quad \omega_0 = \frac{2\pi}{T}$$

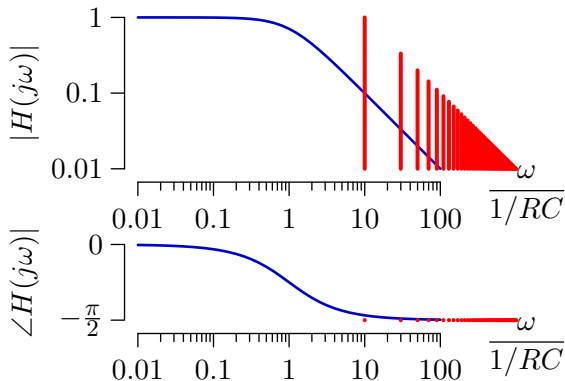


## Lowpass Filtering

High frequency square wave:  $\omega_0 > 1/RC$ .

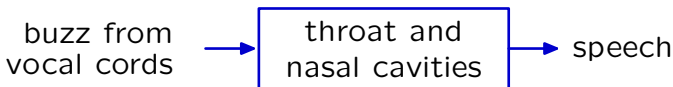
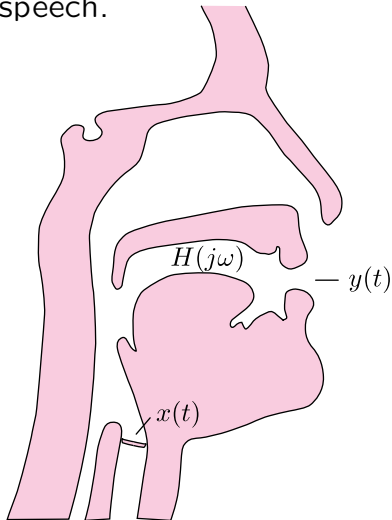


$$x(t) = \sum_{k \text{ odd}} \frac{1}{j\pi k} e^{j\omega_0 k t} ; \quad \omega_0 = \frac{2\pi}{T}$$



## Source-Filter Model of Speech Production

Vibrations of the vocal cords are “filtered” by the mouth and nasal cavities to generate speech.



## Speech Production

---

X-ray movie showing speech in production.

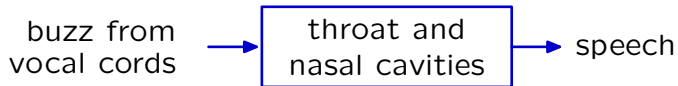
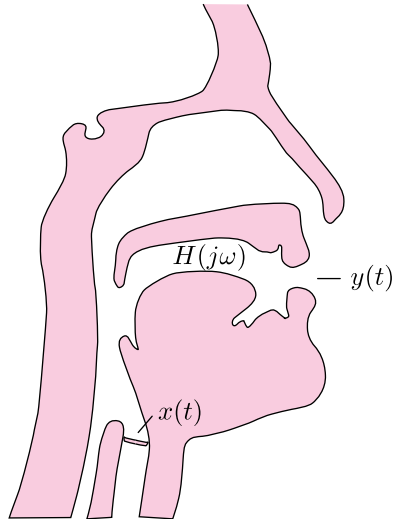


Courtesy of Kenneth N. Stevens. Used with permission.

# Demonstration

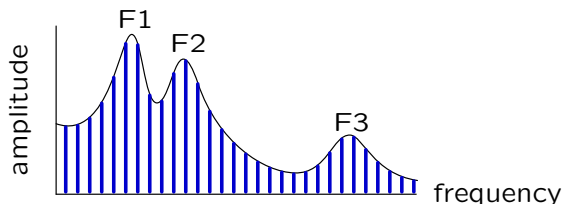
---

Artificial speech.



## Formants

Resonant frequencies of the vocal tract.

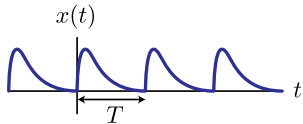


	Formant	heed	head	had	hod	haw'd	who'd
Men	F1	270	530	660	730	570	300
	F2	2290	1840	1720	1090	840	870
	F3	3010	2480	2410	2440	2410	2240
Women	F1	310	610	860	850	590	370
	F2	2790	2330	2050	1220	920	950
	F3	3310	2990	2850	2810	2710	2670
Children	F1	370	690	1010	1030	680	430
	F2	3200	2610	2320	1370	1060	1170
	F3	3730	3570	3320	3170	3180	3260

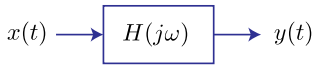
# Speech Production

Same glottis signal + different formants  $\rightarrow$  different vowels.

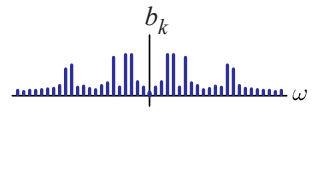
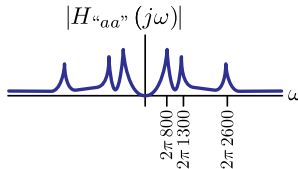
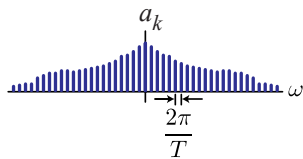
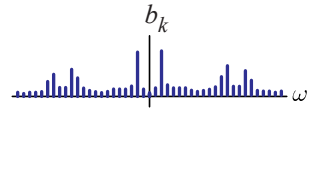
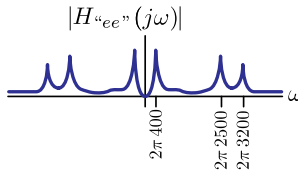
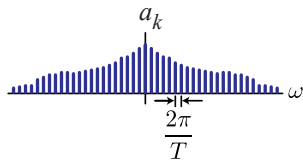
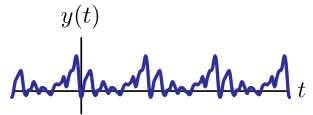
glottis signal



vocal tract filter



vowel sound



We detect changes in the filter function to recognize vowels.

## Singing

---

We detect changes in the filter function to recognize vowels  
... at least sometimes.

Demonstration.

“la” scale.

“lore” scale.

“loo” scale.

“ler” scale.

“lee” scale.

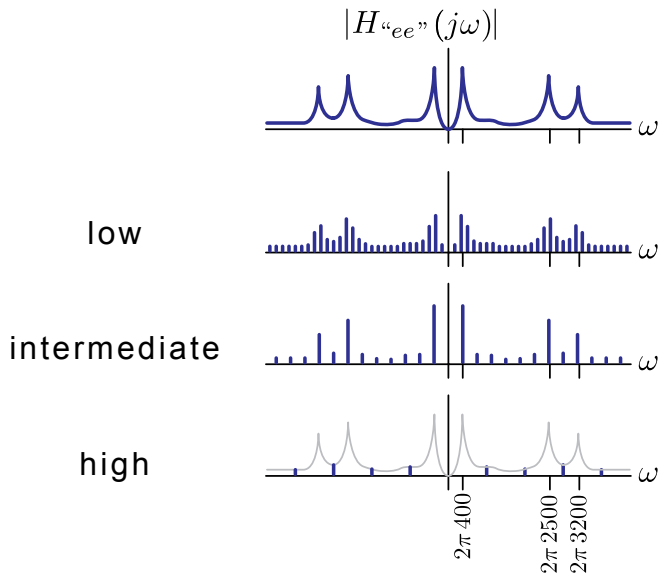
Low Frequency: “la” “lore” “loo” “ler” “lee” .

High Frequency: “la” “lore” “loo” “ler” “lee” .



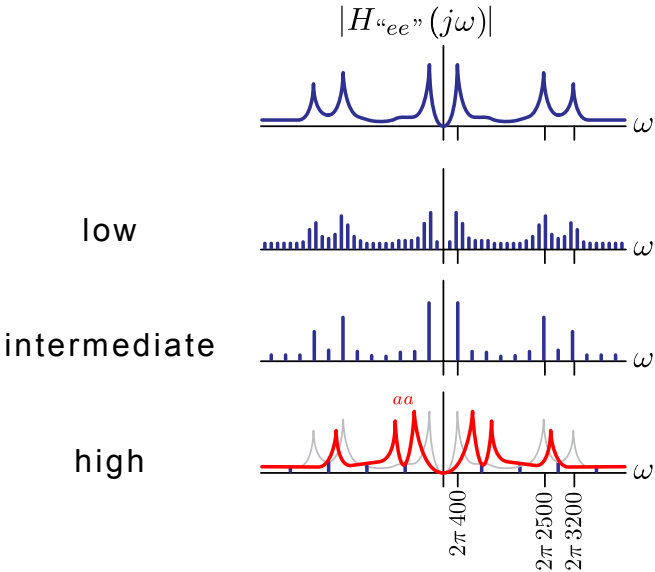
# Speech Production

We detect changes in the filter function to recognize vowels.



# Speech Production

We detect changes in the filter function to recognize vowels.



## Continuous-Time Fourier Series: Summary

---

Fourier series represent signals by their frequency content.

Representing a signal by its frequency content is useful for many signals, e.g., music.

Fourier series motivate a new representation of a system as a filter.

Representing a system as a filter is useful for many systems, e.g., speech synthesis.

MIT OpenCourseWare  
<http://ocw.mit.edu>

## 6.003 Signals and Systems

Fall 2011

For information about citing these materials or our Terms of Use, visit: <http://ocw.mit.edu/terms>.