

M11

Torsion of circular cross-section shafts

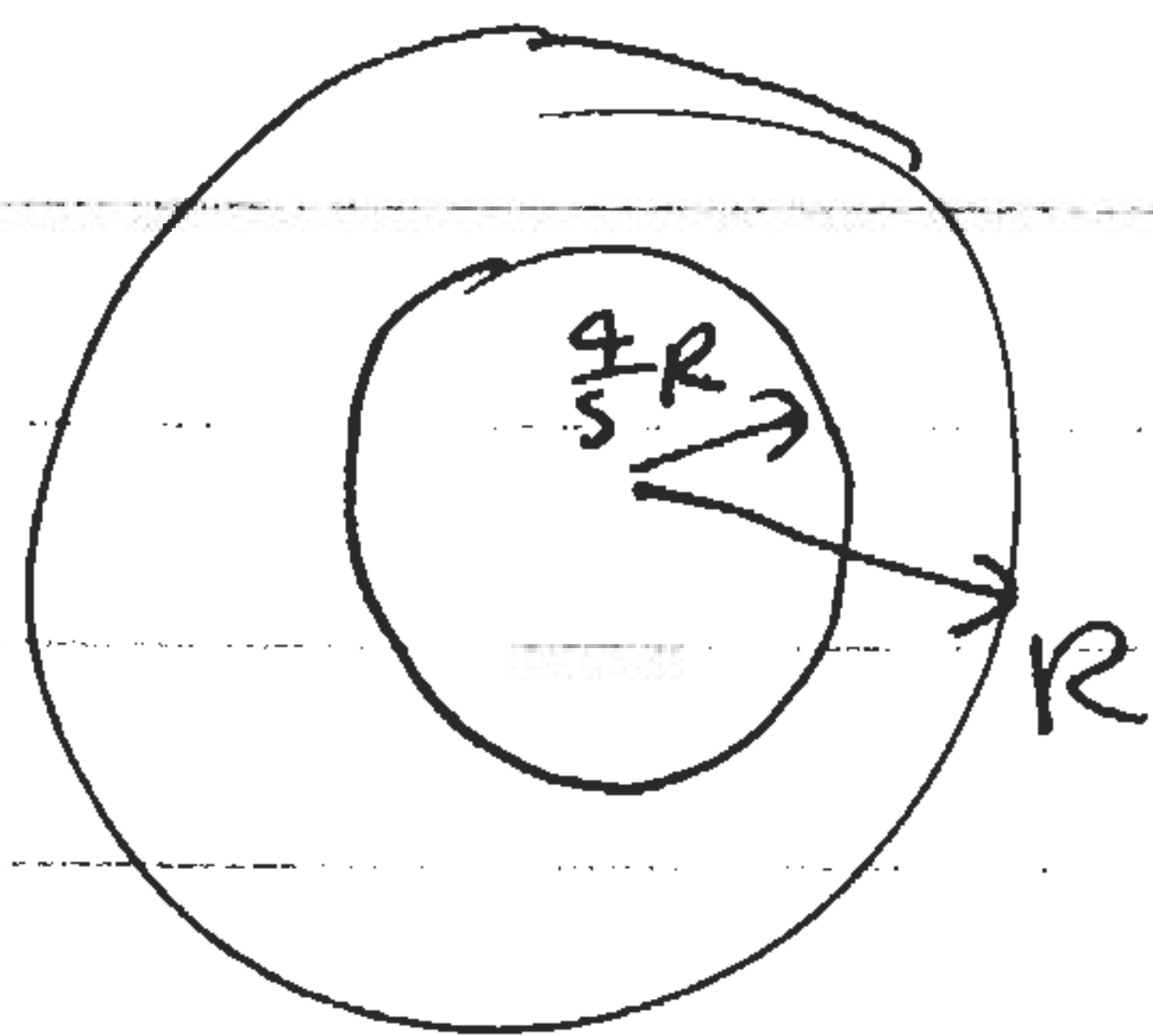
a) Torque shear stress relation: $\hat{\tau} = \frac{Tr}{J}$

for solid circular cross section $J = \frac{\pi R^4}{2}$

$$\therefore R^3 = \frac{2TR}{\pi \hat{\tau}_y} \Rightarrow R = \sqrt[3]{\frac{2T}{\pi \hat{\tau}_y}} = \sqrt[3]{\frac{2 \times 200 \times 10^3}{\pi \times 200 \times 10^6}}$$

$$= 0.086 \text{ m} \Rightarrow R \text{ diameter} = 0.172 \text{ m} \Leftarrow$$

b) Hollow shaft



$$J = \frac{\pi R^4}{2} - \frac{\pi \left(\frac{4}{5}\right)^4 R^4}{2}$$

$$= \frac{\pi R^4}{2} \left(1 - \left(\frac{4}{5}\right)^4\right)$$

$$= \frac{\pi R^4}{2} \left(1 - \frac{256}{625}\right)$$

$$\therefore \frac{\pi R^4}{2} (0.5904) = \frac{TR}{\hat{\tau}_y}$$

$$R = \sqrt[3]{\frac{2T}{\pi(0.5904)\hat{\tau}_y}} = \sqrt[3]{\frac{2 \times 200 \times 10^3}{\pi \times 0.5904 \times 200 \times 10^6}} = 0.103 \text{ m}$$

$$\therefore \text{diameter} = 0.205 \text{ m} \Leftarrow$$

$$\text{Fractional weight} = \frac{\pi (0.086^2 - (0.103)^2) \left(1 - \left(\frac{4}{5}\right)^2\right)}{\pi (0.086)^2}$$

$$= 1 - \left(\frac{0.103}{0.086}\right)^2 \left(1 - \left(\frac{4}{5}\right)^2\right)$$

$$= 0.484 = 48.4\% \text{ weight saving.}$$

c) Twist angle. from $T = GJ \frac{d\phi}{ds}$

Since Torque is constant, twist angle = $L \frac{d\phi}{ds}$

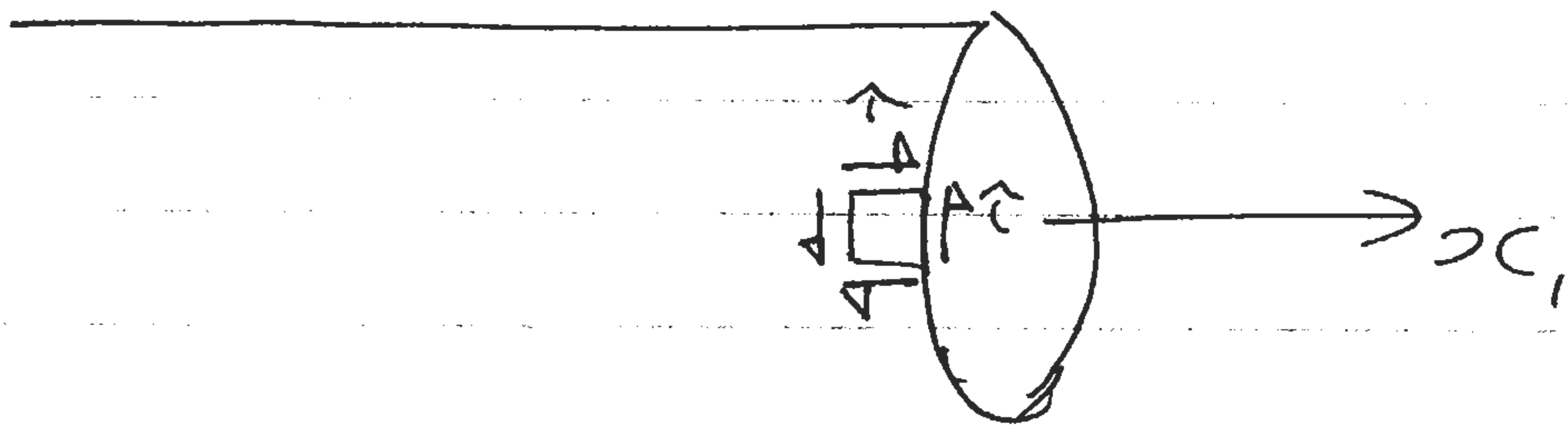
\therefore ratio of twist angles is ratio of J

$$= \frac{\pi (0.103)^4 \left(1 - \frac{256}{625}\right)}{\pi (0.086)^4} \times \frac{\pi}{\pi (0.086)^4} \left(1 - \frac{256}{625}\right)$$

$$= \frac{(0.103)^4 \left(1 - \frac{256}{625}\right)}{(0.086)^4} = 1.215$$

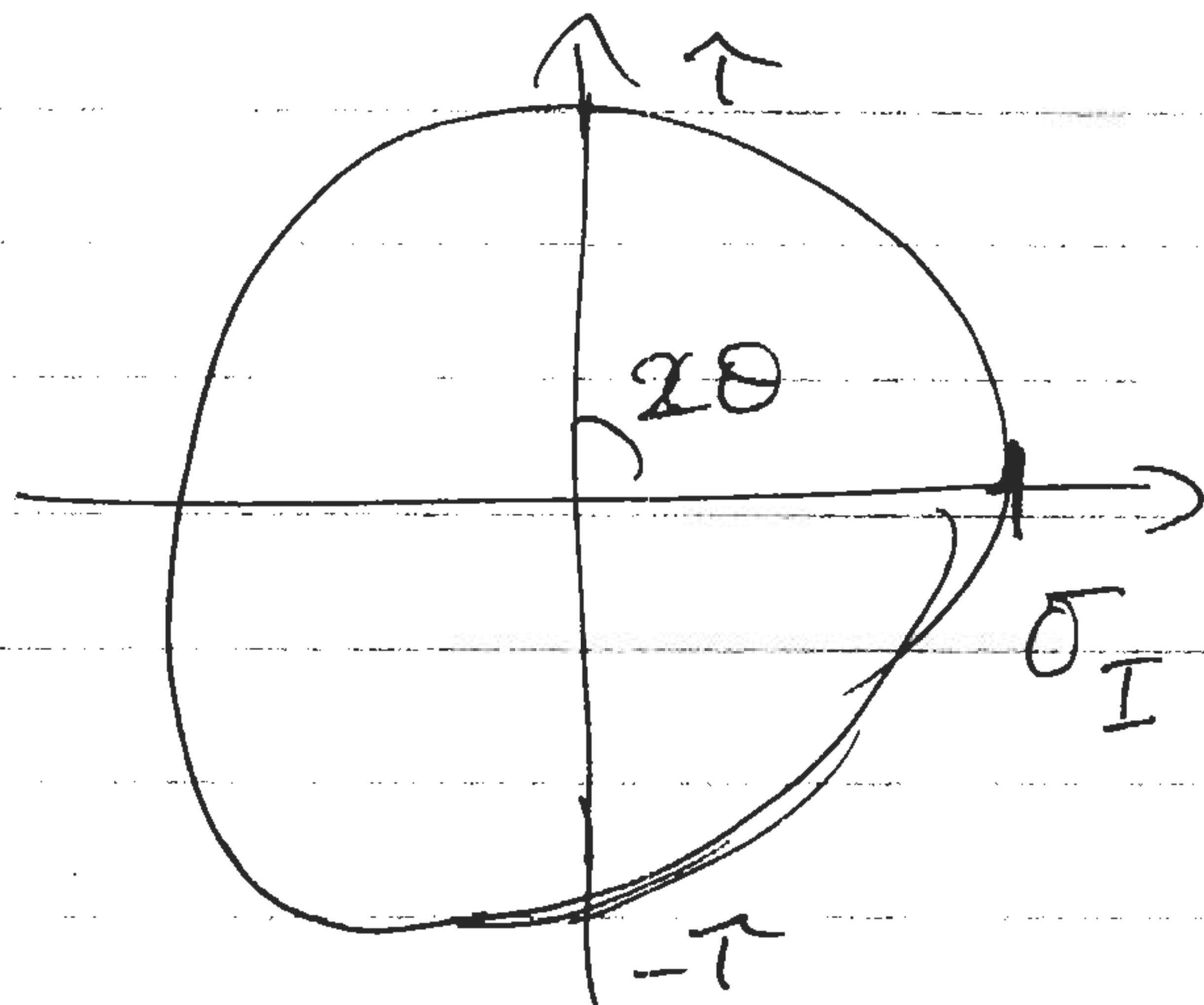
\therefore shaft (a) will twist 21.5% more than shaft (b).

d.



in case b (or a) shear stress τ acts in plane of section.

Drawing Mohr's circle



max tensile stress, σ_I will act at 45° to
max shear i.e.

